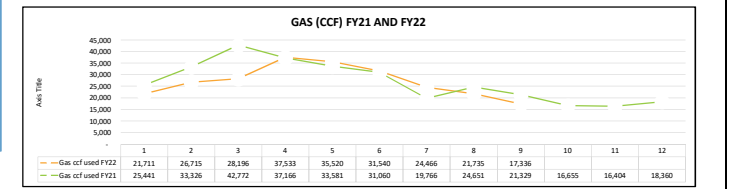
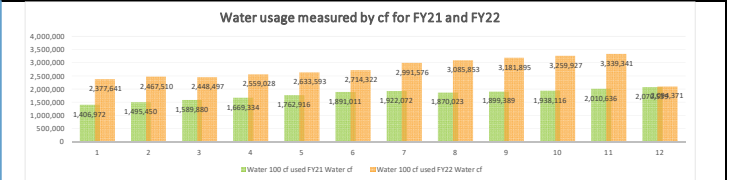
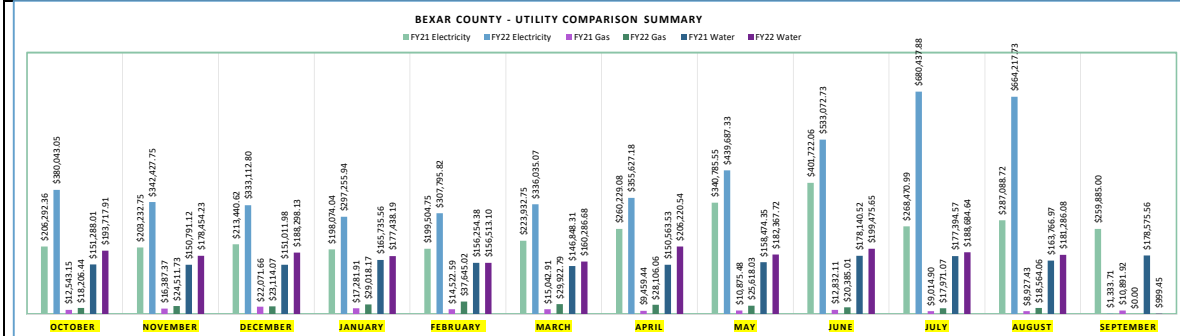


Summary of Utility Usage & Expenses for Fiscal Year 2021- 2022

		FY22 Electricity			FY22 Natural Gas			FY22 Water				
MONTH/YEAR		kWh used	Cost	ccf Used	Cost	100 cf Used	Gal.	Cost	MONTH/YEAR			
October	2021	4,184,092	\$ 380,043.05	21,711	\$18,206.44	2,377,641	17,954,532	\$193,717.91	October	2021		
November	2021	3,537,869	\$ 342,427.75	26,715	\$24,511.73	2,467,510	16,737,641	\$178,454.23	November	2021		
December	2021	3,650,481	\$ 333,112.80	28,196	\$23,114.07	2,448,497	17,757,606	\$188,298.13	December	2021		
January	2022	3,392,086	\$ 297,255.94	37,533	\$29,018.17	2,559,028	16,704,529	\$177,438.19	January	2022		
February	2022	3,145,683	\$ 307,795.82	35,520	\$37,645.02	2,633,593	14,988,741	\$156,513.10	February	2022		
March	2022	3,363,054	\$ 336,035.07	31,540	\$29,922.79	2,714,322	15,341,968	\$160,286.68	March	2022		
April	2022	3,804,709	\$ 355,627.18	24,466	\$28,106.06	2,991,576	19,836,863	\$206,220.54	April	2022		
May	2022	4,440,360	\$ 439,687.33	21,735	\$25,618.03	3,085,853	17,658,017	\$182,367.72	May	2022		
June	2022	4,586,610	\$ 533,072.73	17,336	\$20,385.01	3,181,895	19,220,007	\$199,475.65	June	2022		
July	2022	4,755,358	\$ 680,437.88	15,601	\$17,971.07	3,259,927	18,684,644	\$188,684.64	July	2022		
August	2022	4,725,772	\$ 664,217.73	15,604	\$18,564.06	3,339,341	18,684,644	\$181,286.08	August	2022		
September	2022	14,154	\$ -	0	\$0.00	2,094,371	-	\$899.45	September	2022		
Total		43,600,228	\$ 4,671,046.99	275,957	\$273,062.45	33,153,554	156,199,904	\$2,013,742.32				

Note: Bills from March 2022 and forward include a 3.85% increase in electric and gas base rate components

	FY21 Electricity	FY22 Electricity	FY21 Gas	FY22 Gas	FY21 Water	FY22 Water	Electricity kWh used		Gas ccf used		Water 100 cf used		Water gallons		
							FY21	FY22	FY21	FY22	FY21 Water cf	FY22 Water cf	FY21	FY22	
October	\$206,292.36	\$380,043.05	\$12,543.15	\$18,206.44	\$151,288.01	\$193,717.91	3,517,284	4,184,092	25,441	21,711	1,406,972	2,377,641	14,711,655	17,954,532	October
November	\$203,232.75	\$342,427.75	\$16,387.37	\$24,511.73	\$150,791.12	\$178,454.23	3,346,983	3,537,869	33,326	26,715	1,495,450	2,467,510	15,265,064	16,737,641	November
December	\$213,440.62	\$333,112.80	\$22,071.66	\$23,114.07	\$151,011.98	\$188,298.13	3,598,296	3,650,481	42,772	28,196	1,589,800	2,448,497	14,715,669	17,757,606	December
January	\$198,074.04	\$297,255.94	\$17,281.91	\$29,018.17	\$165,735.56	\$177,438.19	3,134,396	3,392,086	37,166	37,533	1,669,334	2,559,028	16,084,915	16,704,529	January
February	\$199,504.75	\$307,795.82	\$14,522.59	\$37,645.02	\$156,254.38	\$156,513.10	3,060,701	3,145,683	33,581	35,520	1,762,916	2,633,593	15,228,774	14,988,741	February
March	\$223,932.75	\$336,035.07	\$15,042.91	\$29,922.79	\$146,848.31	\$160,286.68	3,387,497	3,363,054	31,060	31,540	1,891,011	2,714,322	14,313,257	15,341,968	March
April	\$260,229.08	\$355,627.18	\$9,459.44	\$28,106.06	\$150,563.53	\$206,220.54	3,288,491	3,804,709	19,766	24,466	1,922,072	2,991,576	14,698,124	19,836,863	April
May	\$340,785.55	\$439,687.33	\$10,875.48	\$25,618.03	\$158,474.35	\$182,367.72	3,574,407	4,440,360	24,651	21,735	1,870,023	3,085,853	15,603,381	17,658,017	May
June	\$401,722.06	\$533,072.73	\$12,832.11	\$20,385.01	\$178,140.52	\$199,475.65	4,348,106	4,586,610	21,329	17,336	1,899,389	3,181,895	17,115,654	19,220,007	June
July	\$268,470.99	\$680,437.88	\$9,014.90	\$17,971.07	\$177,394.57	\$188,684.64	4,409,036	4,755,358	16,655	15,601	1,938,116	3,259,927	17,086,794	-	July
August	\$287,088.72	\$664,217.73	\$9,927.43	\$18,564.06	\$163,766.97	\$181,286.08	4,656,783	4,725,772	16,404	15,604	2,010,636	3,339,341	15,885,635	-	August
September	\$259,885.00	\$1,333.71	\$10,891.92	\$0.00	\$178,575.56	\$993.45	4,234,237	14,154	18,360	0	2,070,539	2,094,371	17,334,667	0	September
Total	\$3,062,658.67	\$4,671,046.99	\$159,850.87	\$273,062.45	\$1,928,844.86	\$2,013,742.32	44,556,217	43,600,228	320,511	275,957	1,526,338	33,153,554	188,044,589	156,199,904	



	FY20	FY21	FY22
October	3,573,191	3,517,284	4,184,092
November	3,445,273	3,346,983	3,537,869
December	3,752,937	3,598,296	3,650,481
January	3,377,678	3,134,396	3,392,086
February	3,253,965	3,060,701	3,145,683
March	3,565,906	3,387,497	3,363,054
April	3,384,919	3,288,491	3,804,709
May	3,843,550	3,574,407	4,440,360
June	4,319,880	4,348,106	4,586,610
July	4,358,615	4,409,036	4,755,358
August	4,370,209	4,656,783	4,725,772
September	3,664,980	4,234,237	14,154
Total	44,900,903	44,556,217	43,600,228

	FY20	FY21	FY22
October	38,798	25,441	21,711
November	51,930	33,326	26,715
December	62,459	42,772	28,196
January	51,790	37,166	37,533
February	47,806	33,581	35,520
March	32,452	31,060	31,540
April	25,230	19,766	24,466
May	20,665	24,651	21,735
June	24,759	21,329	17,336
July	22,319	16,655	15,601
August	20,906	16,404	15,604
September	21,350	18,360	-
Total	420,464	320,511	275,957

	FY20	FY21	FY22
October	1,000,631	1,406,972	2,377,641
November	623,310	1,495,450	2,467,510
December	683,564	1,589,800	2,448,497
January	730,417	1,669,334	2,559,028
February	749,684	1,762,916	2,633,593
March	823,292	1,891,011	2,714,322
April	914,972	1,922,072	2,991,576
May	994,919	1,870,023	3,085,853
June	1,077,038	1,899,389	3,181,895
July	1,161,938	1,938,116	3,259,927
August	1,248,902	2,010,636	3,339,341
September	1,325,073	2,070,539	2,094,371
Total	11,333,740	21,526,338	33,153,554

