

BEXAR COUNTY

Office of Criminal Justice

BEXAR COUNTY JUDICIAL MANAGEMENT REPORT

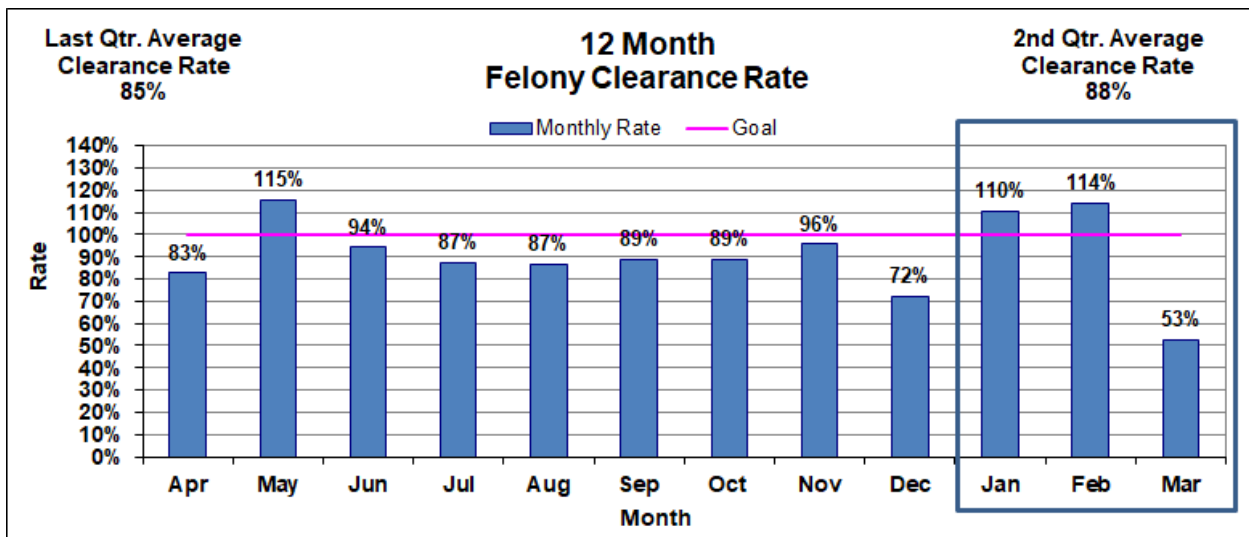
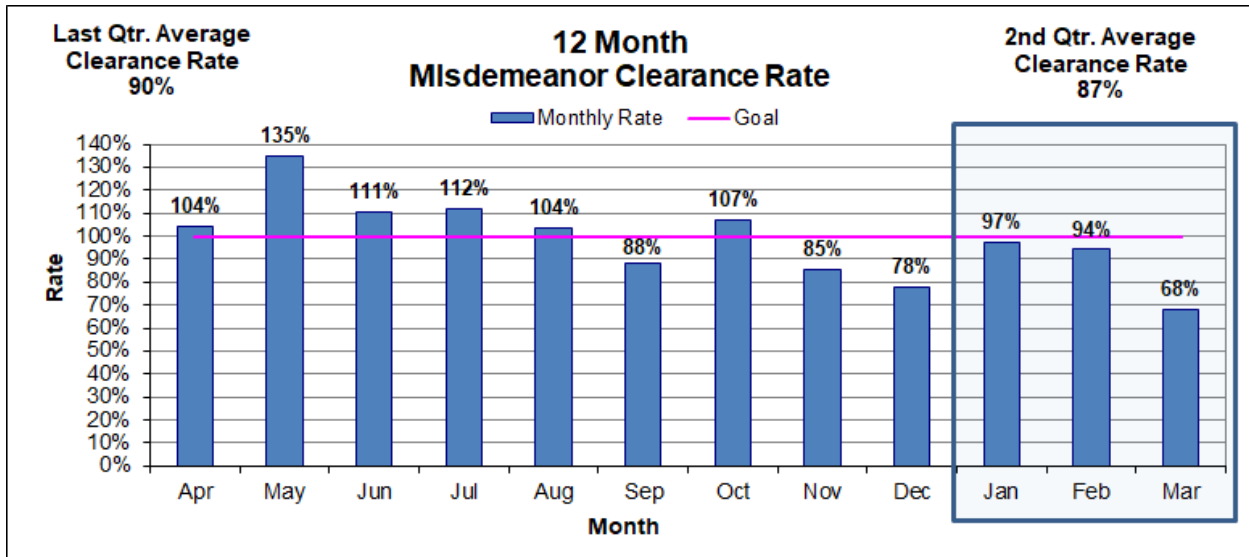
**CRIMINAL DISTRICT ATTORNEY
2nd QUARTER FY 2019-20
(January, 2020 - March, 2020)**

**JUDICIAL SYSTEM WORKLOAD
AND EFFICIENCY MEASURES**

Measure 1: Clearance Rates

Definition: The number of disposed cases as a percentage of the number of incoming cases.

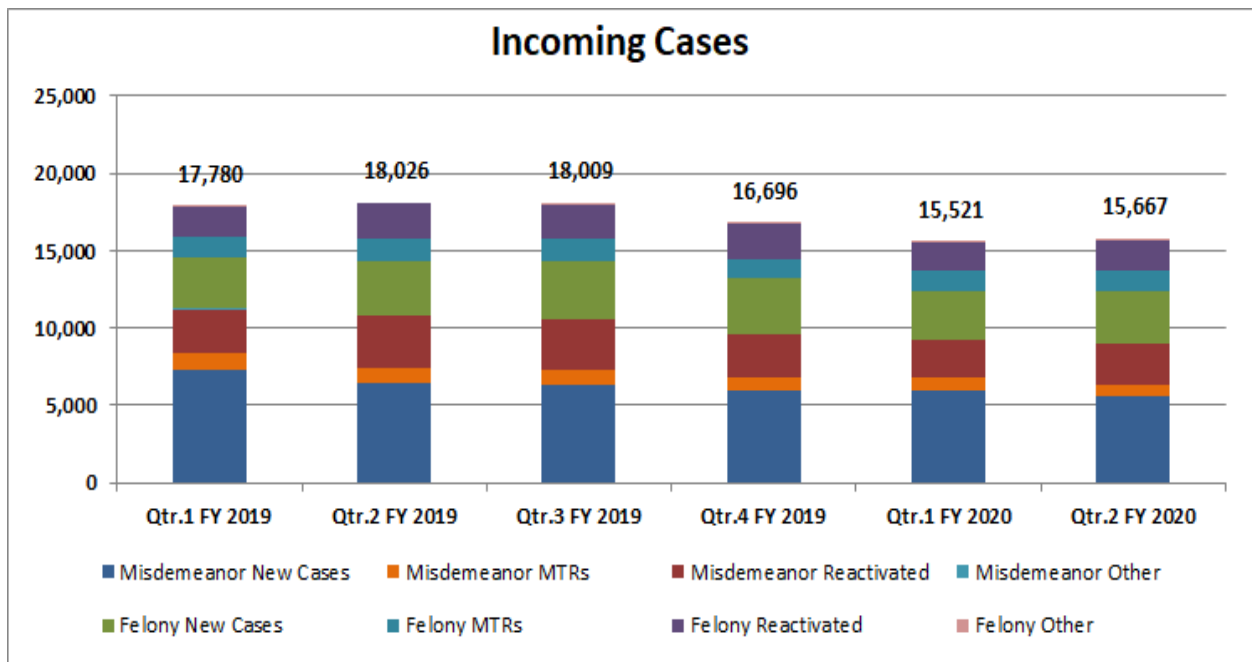
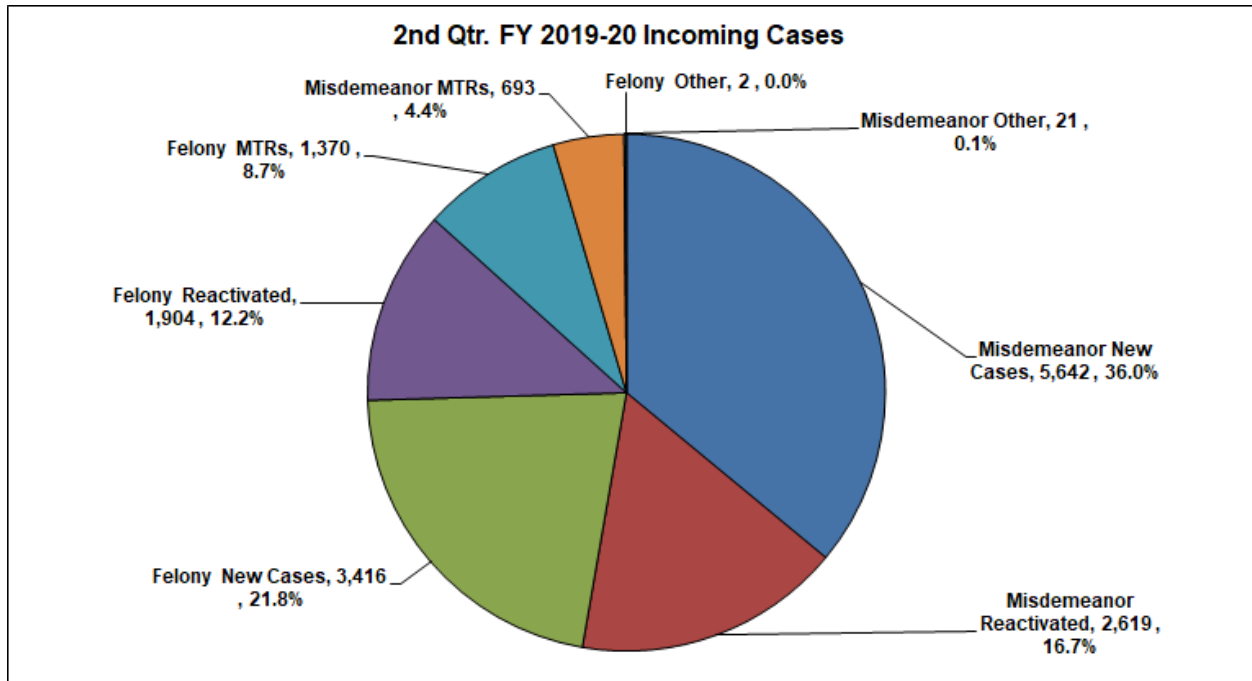
Analysis and Interpretation: The clearance rate is a measure of the incoming cases the judicial system receives monthly compared to the total cases disposed of monthly. This measure portrays the judicial system's ability to balance current caseload and incoming cases. A clearance rate of 100% represents maintaining the status quo. Above 100% represents the system disposing of more cases than it is receiving. Below 100% represents the system disposing of fewer cases than it is receiving.



Measure 2: New Cases

Definition: New cases are the incoming cases for the judicial system.

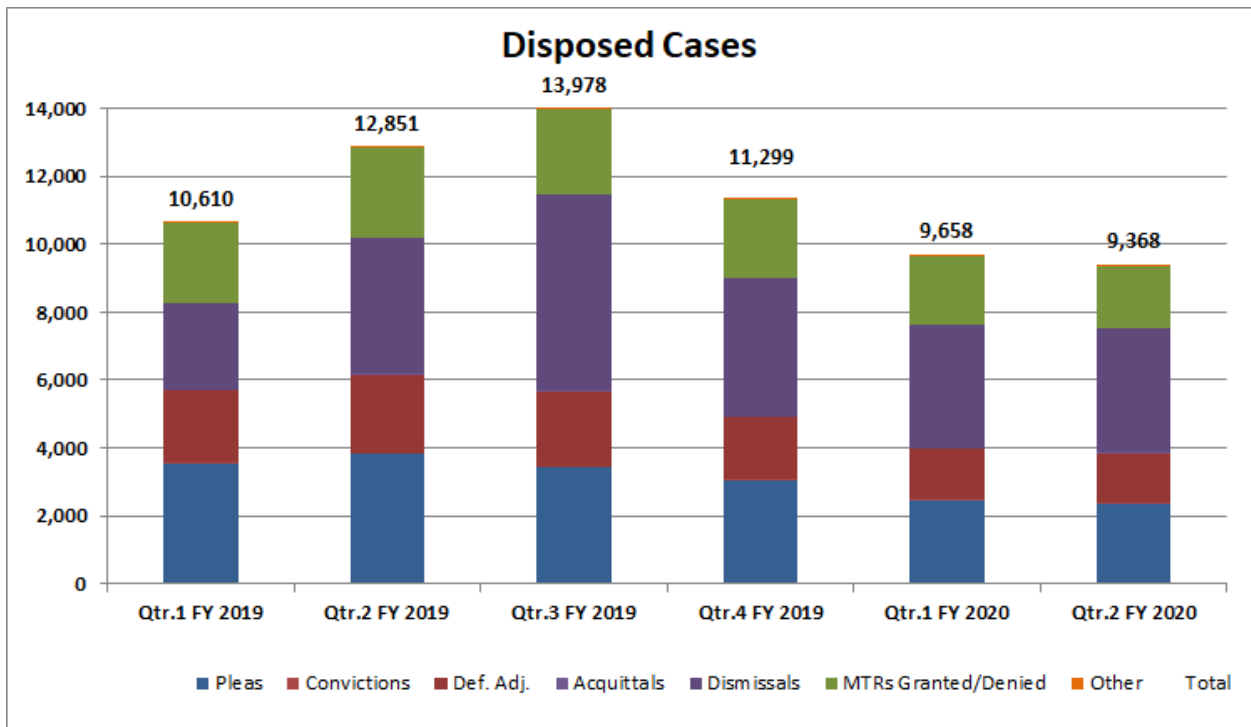
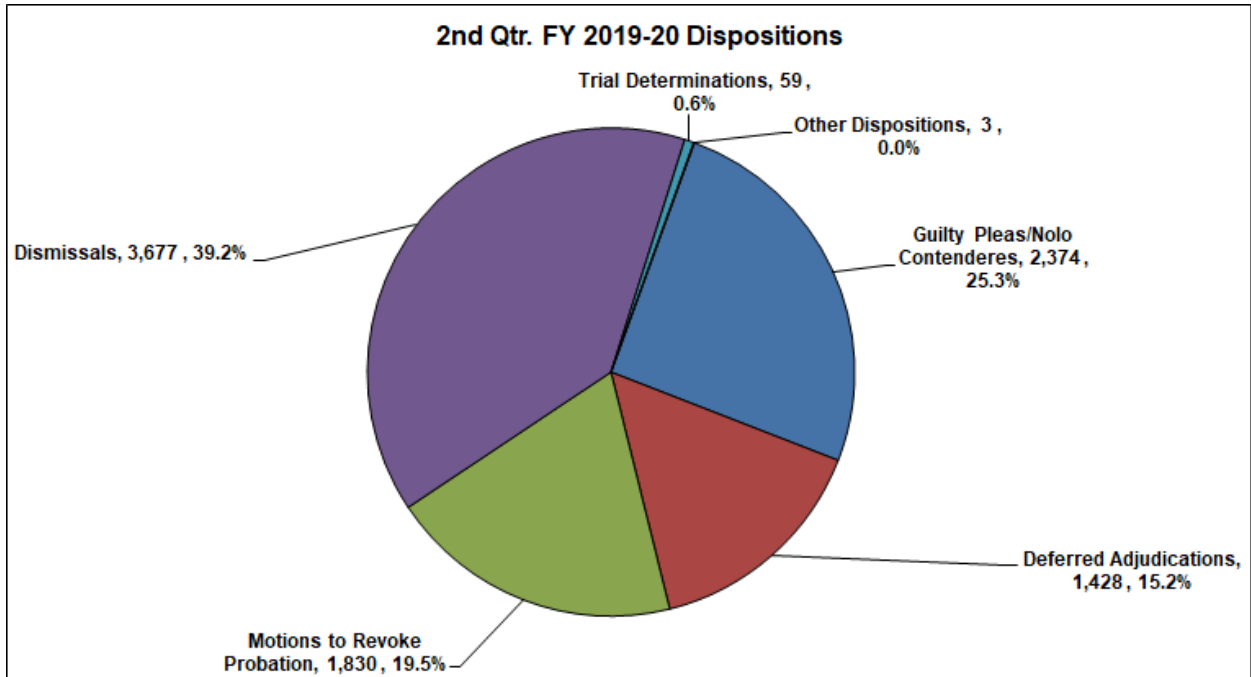
Analysis and Interpretation: The following chart breakouts new cases and MTRs for misdemeanors and felonies for 2nd Quarter FY 2019-20. The second chart displays how the number of incoming cases and composition of those cases have differed over the past six quarters.



Measure 3: Disposed Cases

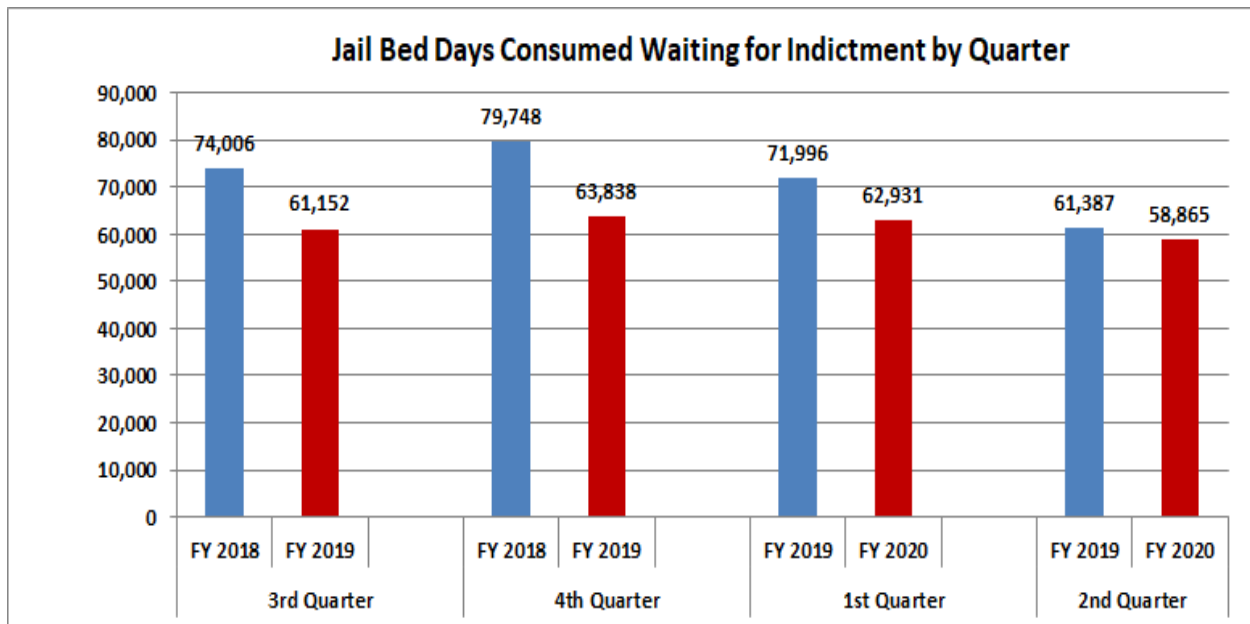
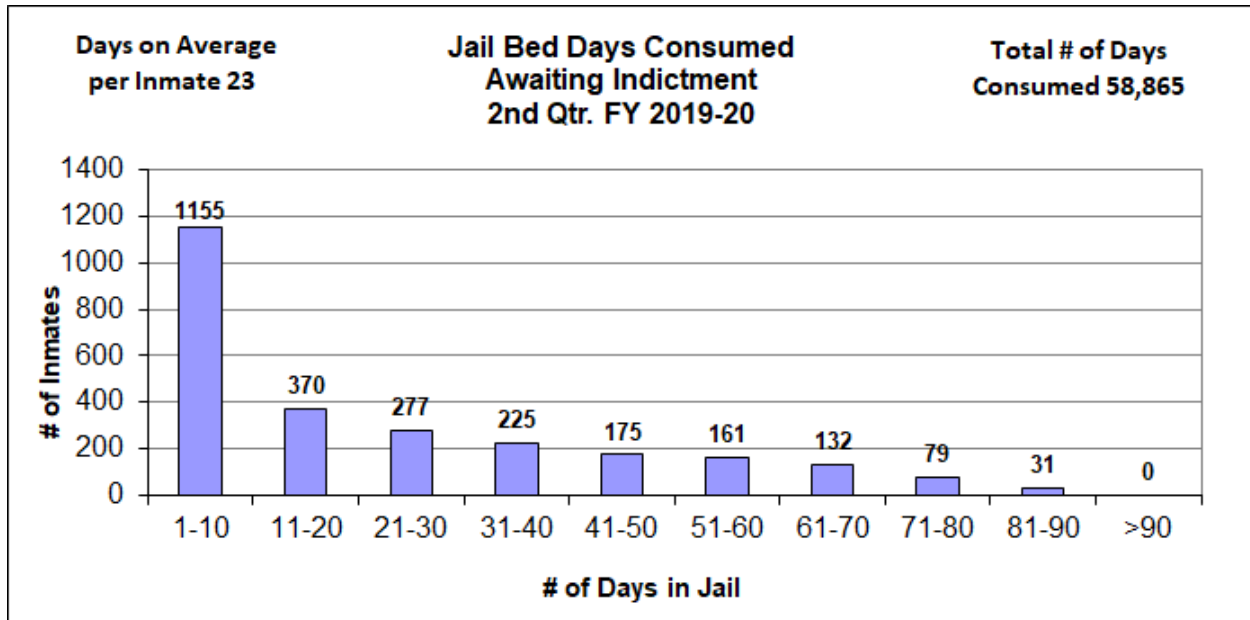
Definition: Disposed cases are cases removed from the judicial system.

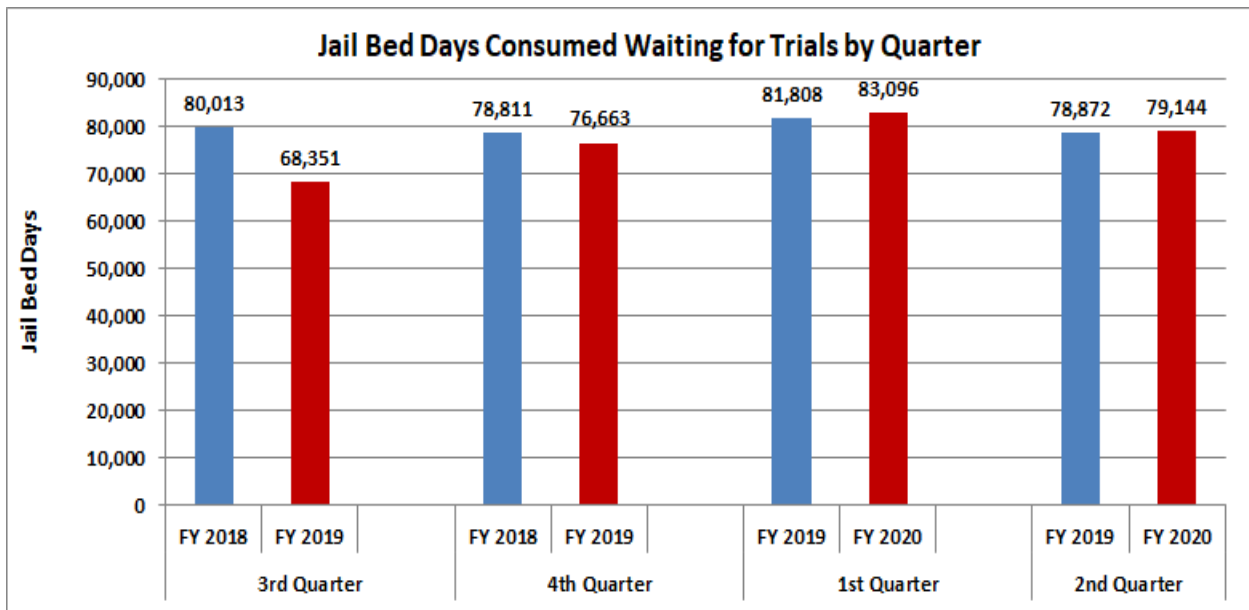
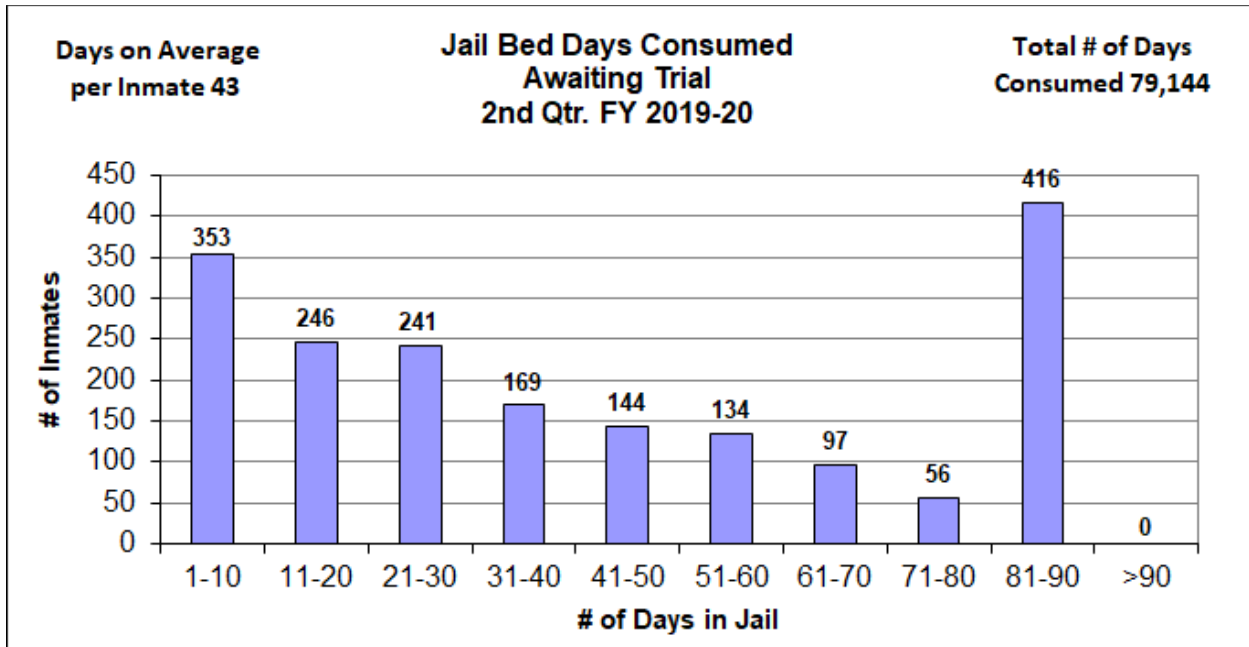
Analysis and Interpretation: The following chart breaks out disposed cases for misdemeanors and felonies for 2nd Quarter FY 2019-20. The second chart displays how the number of disposed cases and their composition has differed over the past six quarters.

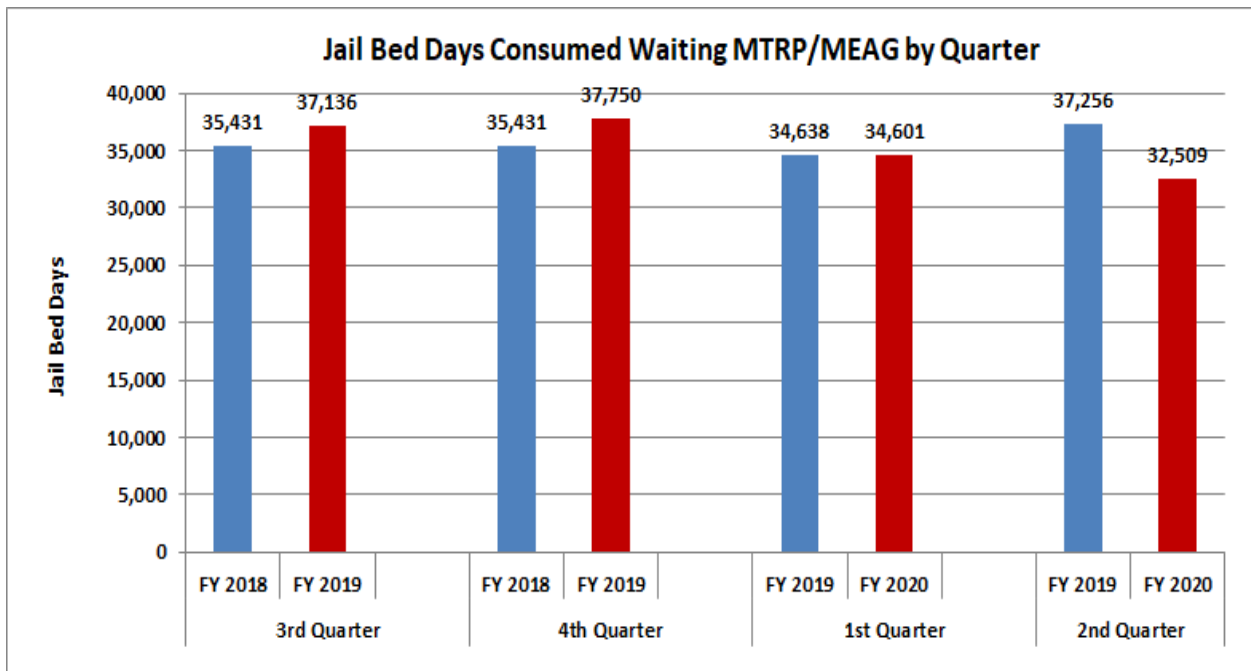
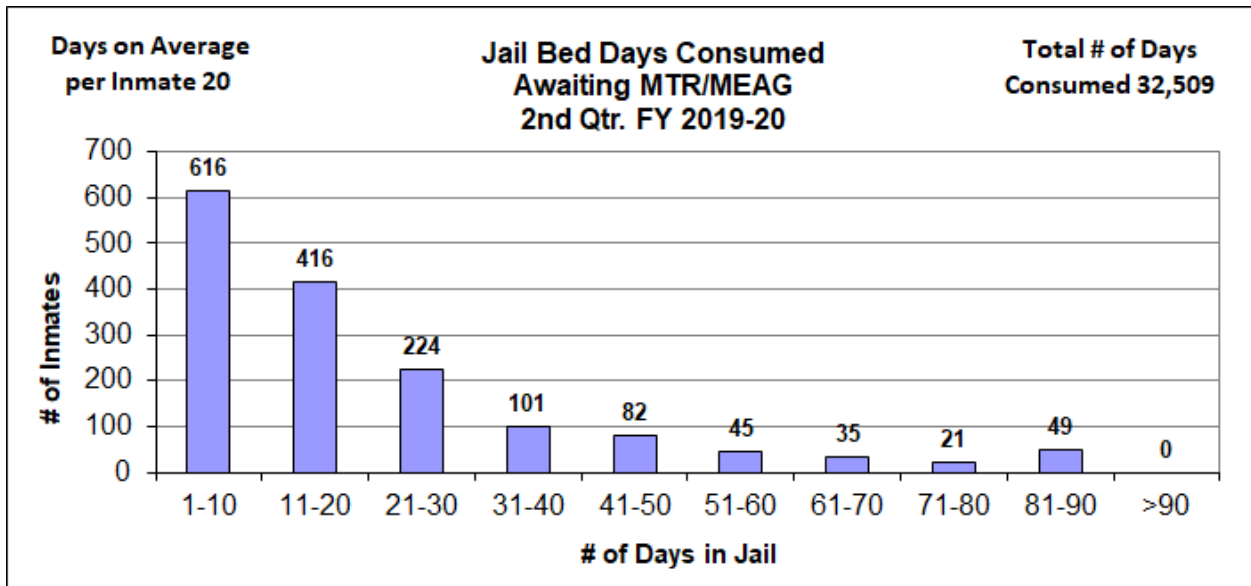


Measure 4: Jail Bed Days Consumed

Analysis and Interpretation: The following chart shows the number of jail bed days consumed by inmates awaiting trial, awaiting indictment, and awaiting MTR/MEAG disposition, **only on the highest level charges against them.** The graph is categorized by date ranges of ten jail bed days consumed. The chart for the current quarter for each category is followed by a comparison of the last eight quarters for the same category.







BEXAR COUNTY JUDICIAL MANAGEMENT REPORT

APPENDIX A

Explanation and Method of Collection for Different Measures

Measure 1: Clearance Rates

Definition: The number of disposed cases as a percentage of the number of incoming cases.

Method: Clearance rates are measured using two variables, incoming cases and the number of cases disposed monthly. For felonies, incoming cases include cases filed by indictment, cases filed by information, motion to revoke probation (MTRs), transfers, and cases reactivated. For the misdemeanors, incoming cases include new cases filed, cases appealed from lower courts, other cases reaching docket (cases reactivated, motions to revoke probation or deferred adjudication/other), and other cases added. The number of outgoing cases includes all monthly dispositions. *Due to new reporting requirements by the Office of Court Administration, certain types of dismissals (such as, Dismissed – Defendant Deceased, Dismissed – Reduced to Class C, Dismissed and Reduced) are not included in the number of dispositions.*

Measure 2: New Cases

Definition: New cases are the incoming cases for the judicial system.

Method: For felonies, incoming cases include cases filed by indictment, cases filed by information, motion to revoke probation (MTRs), and cases reactivated. For the misdemeanors, incoming cases include new cases filed, cases reactivated. Other cases include transfers to the County Court or to a district court in the same county, transfers on change of venue to a court in another county, orders placing a defendant's supervision in abeyance, and admissions of unadjudicated offense.

Measure 3: Disposed Cases

Definition: Disposed cases are cases removed from the judicial system.

Method: Dispositions included for misdemeanors and felonies are convictions, cases placed on deferred adjudication, acquittals, dismissals, and other dispositions (motions to revoke granted/denied, other dispositions). Each section shows the percentage by type of disposition. Certain dismissals have been removed this quarter to follow the Office of Court Administration guidelines, which include Case Dismissed, Dismissed-Deferred Adjudication, Dismissed-Deceased, Dismissed Reduced to Class C, and Dismissed and Reduced. These dismissals were removed because they have previously been counted as a disposition either through a plea or other conviction.

Measure 4: Jail Bed Days Consumed

Definition: The number of jail bed days consumed.

Method: The measure shows the number of jail beds consumed by inmates awaiting indictment, awaiting trial, and awaiting Motions to Revoke and Motions Entered to Adjudicated Guilt disposition, only on the highest level charges against them.

BEXAR COUNTY JUDICIAL MANAGEMENT REPORT
APPENDIX B
Source Documents for Different Measures

Measure(s)	Data Source	Date & Time of Source
Clearance Rate; Disposed Cases; New Cases	Bexar County Criminal Justice Information System: District Court Criminal Section Summary Report KJJ3250M January2020 KJJ3250M February 2020 KJJ3250M March 2020	02/08/20, 07:58:00 03/14/20, 07:38:00 04/14/20, 18:11:00
Clearance Rate; Disposed Cases; New Cases	Bexar County Criminal Justice Information System: County Court Criminal Section Summary Report KJJ3161M January2020 KJJ3161M February 2020 KJJ3161M March 2020	03/14/20, 01:34:00 04/11/20, 01:19:00 05/09/20, 01:37:00
Clearance Rate; Disposed Cases	Bexar County Criminal Justice Information System: District Court Disposition Report Summary KJJDSPRA January2020 KJJDSPRA February 2020 KJJDSPRA March 2020	03/03/20, 17:31:00 04/03/20, 17:30:00 05/03/20, 17:30:00
Jail Bed Days Consumed	Bexar County Criminal Justice Information System: SAS Custody Table	01/01/20 - 03/31/20