



BEXAR COUNTY MEDICAL EXAMINER'S OFFICE

7337 LOUIS PASTEUR DRIVE
SAN ANTONIO, TEXAS 78229
(210) 335-4000

www.bexar.org/medicalexaminer



2011 ANNUAL REPORT



"Accredited by the National Association of Medical Examiners"

TABLE OF CONTENTS

General Statistics.....	1
Cases Investigated	
Cases Accepted	
Cases Autopsied/Inspected	
Toxicology Testing Performed	
FTL DUI/DWI cases	
Unidentified Bodies	
Donations (Organ, Corneal and Tissue)	
County Burials	
Manners by Method.....	3
Homicide	
Suicide	
Accident	
Pediatric Deaths.....	5
Manner of Death under 18 years	
Manner of Deaths under 1 yr	
Sudden Unexpected Deaths in Infancy.....	5
With bedsharing/co-sleeping	
In unsafe sleeping environment	
Not otherwise specified	
No known risk factors	

GENERAL STATISTICS

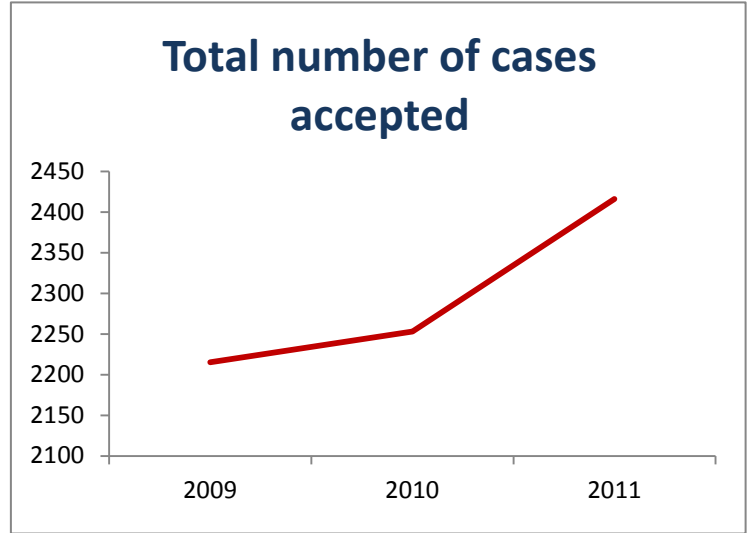
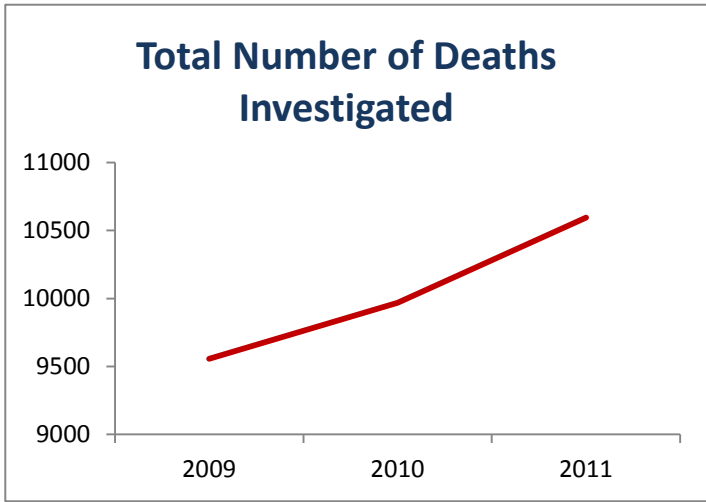
	<u>2009</u>	<u>2010</u>	<u>2011</u>
Total Number of Cases Investigated	9557	9969	10594
Cases Accepted	2215	2253	2416
Scene Investigations	760	850	918
¹Bexar County	2012	1989	2133
Autopsies			
Complete Autopsies	1150	1122	1253
Partial Autopsies	128	116	108
Inspections	734	751	772
²Out of County	76	97	107
Autopsies			
Complete Autopsies	71	90	99
Partial Autopsies	4	3	6
Inspections	1	4	2
Total Examinations			
Autopsies			
Complete Autopsies	1221	1212	1352
Partial Autopsies	132	119	114
Inspections	735	755	774
Death Certificates Only	28	57	51
Storage/Voided Cases	99	110	125
ME Cases Where Toxicology Testing Was Performed	1607 (77%)	1572 (75%)	1742 (75%)
FTL Cases (DUI/DWI)	497	1,235	2,748
Hospital autopsies retained under ME jurisdiction	6	9	14
Unidentified Bodies (after case completion)	2	2	1
Exhumations	0	0	1
Bodies Transported (Contract Service)	2077	2053	2191
Organ and Tissue Donations*			
Organ (TOSA)	20	44	104
Corneal (SAEB)	216	209	249
Tissue (STBTC & UHAR)	184	197	172
County Burials	48	30	30

¹ Includes Autopsies (Complete and Partial) and Inspections only.

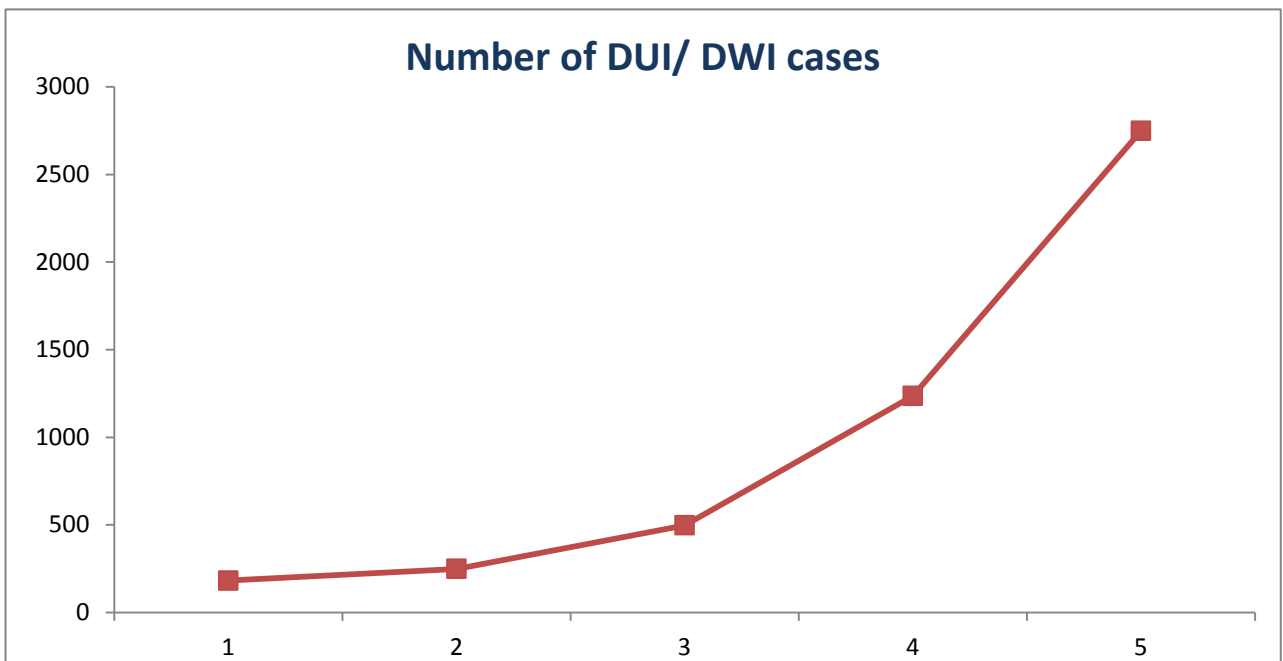
²Out of County cases are reported on this page for the purpose of performance indicators. For County statistical purposes, only Bexar County cases will be reported for the remainder of the annual report.

*Organ and tissue donation only approved by BCMEO after next of kin consent has been obtained; the data obtained was provided by the agencies listed in parentheses)

BCMEO Trends in Workload - ME cases



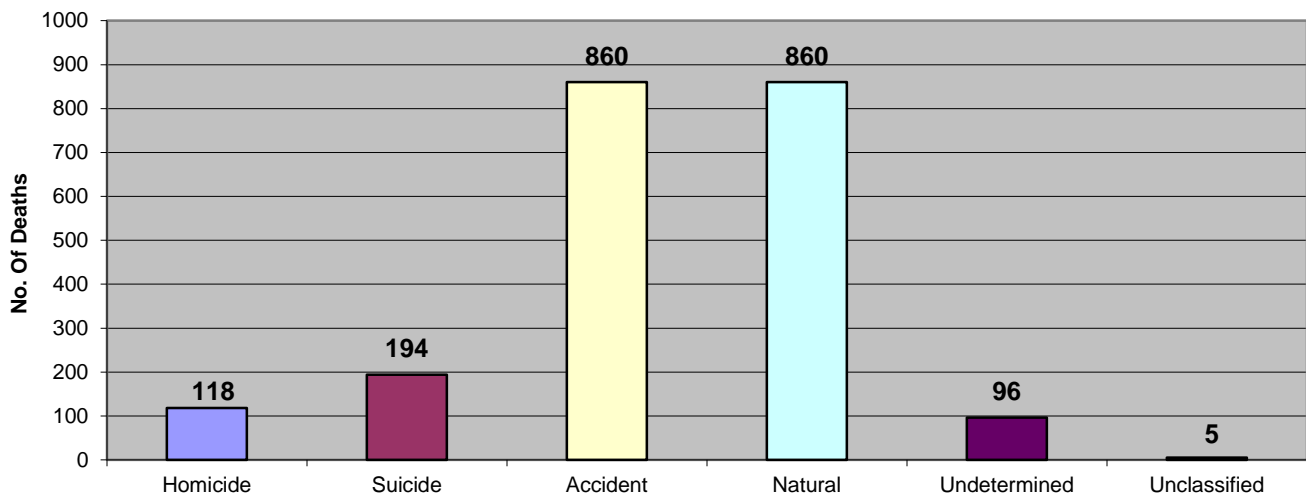
BCMEO Trends in Workload - Toxicology Non-ME cases



MANNER OF DEATH

<u>Manner</u>	<u>2009</u>	<u>2010</u>	<u>2011</u>
Homicide	151	124	118
Suicide	204	199	194
Accident	779	788	860
Natural	805	795	860
Undetermined	70	77	96
Unclassified	3	6	5
Total	2012	1989	2133

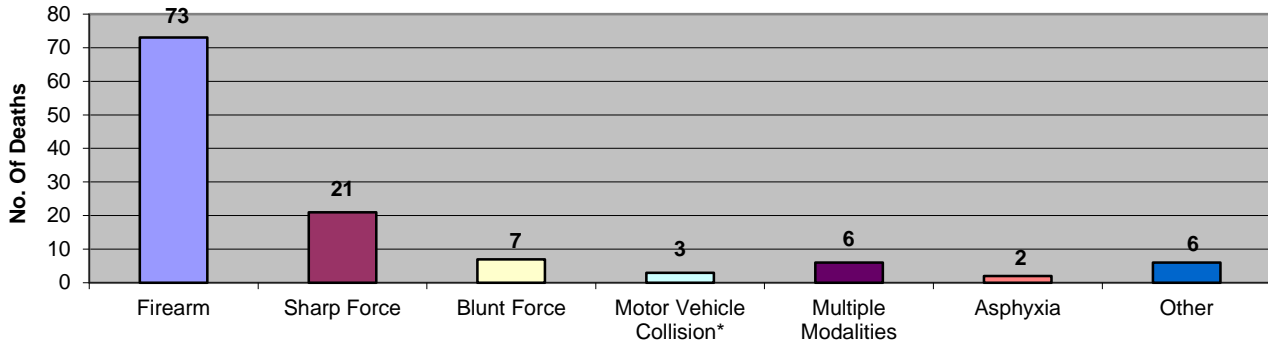
2011



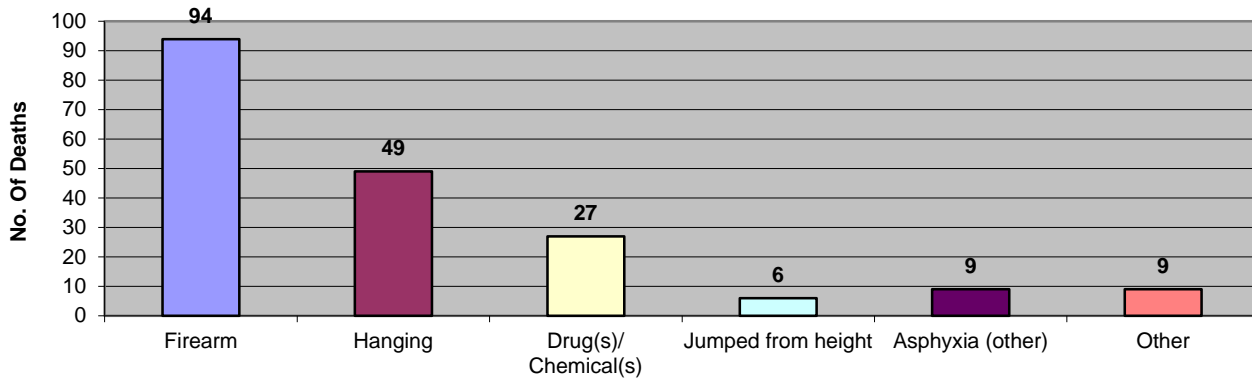
<u>Manner</u>	<u>Total Cases</u>	<u>Number Autopsied</u>	<u>Percent Autopsied</u>
Homicide	118	118	100%
Suicide	194	159	82%
Accident	860	497	58%
Natural	860	493	57%
Undetermined	96	91	95%
Unclassified	5	3	60%
Total	2133	1361	64%

2011

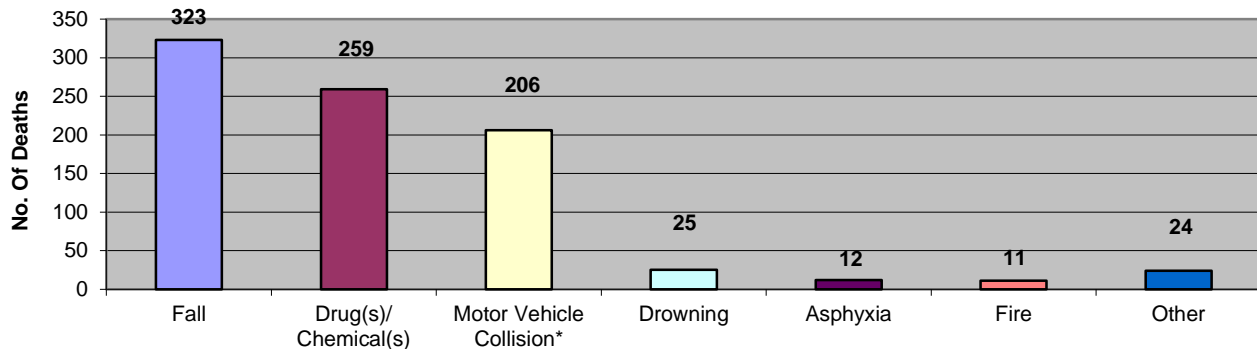
Homicides By Method



Suicides By Method



Accidents By Method



*Motor vehicle collisions include the following types of deaths: motor vehicle-driver; motor vehicle-passenger; motor vehicle-pedestrian; motor vehicle-fire; motorcycle/ATV; and bicycle vs. motor vehicle deaths.

PEDIATRIC DEATHS

<i>Manner Age <18 yrs</i>	<u>2009</u>	<u>2010</u>	<u>2011</u>
Homicide	19	13	11
Suicide	8	3	2
Accident	32	30	29
Natural	23	8	11
Undetermined	24	18	29
Unclassified	0	4	2
Total	106	76	84

<i>Manner Age <1 yr</i>	<u>2009</u>	<u>2010</u>	<u>2011</u>
Homicide	5	4	2
Accident		4	4
Natural	11	2	2
Undetermined	20	18	26
Unclassified	0	4	1
Total	36	32	35

<i>Sudden Unexplained Deaths in Infancy*</i>	<u>2009</u>	<u>2010</u>	<u>2011</u>
with bedsharing/ co-sleeping	7	10	1
in unsafe sleeping environment	1	0	6
bedsharing in unsafe sleep environment	2	0	1
no known risk factors	2	5	4
Total cases	12	15	12

*these deaths were previously referred to as SIDS (sudden infant death syndrome)