

BEXAR COUNTY



MEDICAL EXAMINER'S OFFICE

ANNUAL REPORT

BEXAR COUNTY MEDICAL EXAMINER'S OFFICE

STAFF 1998

Vincent J.M. DiMaio, M.D.
Robert C. Bux, M.D.
Suzanna E. Dana, M.D.
Randall E. Frost, M.D.
Jan C. Garavaglia, M.D.
Jennifer Rulon, M.D.
Norma Farley, M.D.

Chief Medical Examiner
Deputy Chief Medical Examiner
Medical Examiner
Medical Examiner
Medical Examiner
Fellow, July 1, 1997 - June 30, 1998
Fellow, July 1, 1998 - June 30, 1999

Gloria Delgado
Wanda Austin
Gloria Guzman
LuAnn Pierce
Katherine Diana
Marcia Griggs

Office Assistant IV
Forensic Transcriber
Forensic Transcriber
Forensic Transcriber
Office Assistant II
Office Assistant II

Gary W. Kunsman, Ph.D.
Joe L. Castorena
Mike Frontz
Carrie Presses
Paola Rodriguez
Robert Rodriguez
Loretta Rosales
Jason Rogers

Chief Toxicologist
Toxicological Chemist
Toxicological Chemist
Toxicological Chemist
Toxicological Chemist
Toxicological Chemist
Toxicological Chemist
Lab Assistant

John Raymond
Martin Castillo
Danny Guzman
Ruben Perez

Chief Diener
Diener
Diener
Diener

Steven Hanson
Rubin Arevalos
Gary Biggs
Perry Clifton
David Espinosa
Jeffrey Francis
Jerry Leyva
Pilar Richarte
Frank Tovar, Jr.
George Bueno
Meghan Madsen
Erin Patrick

Chief Medical Investigator
Medical Investigator
Medical Investigator
Medical Investigator
Medical Investigator
Medical Investigator
Medical Investigator
Medical Investigator
Morgue Clerk
Morgue Clerk
Morgue Clerk

Patricia Hitch
Rosemarie Mueller

Forensic Science Building Manager
Data Analyst

ANNUAL REPORT

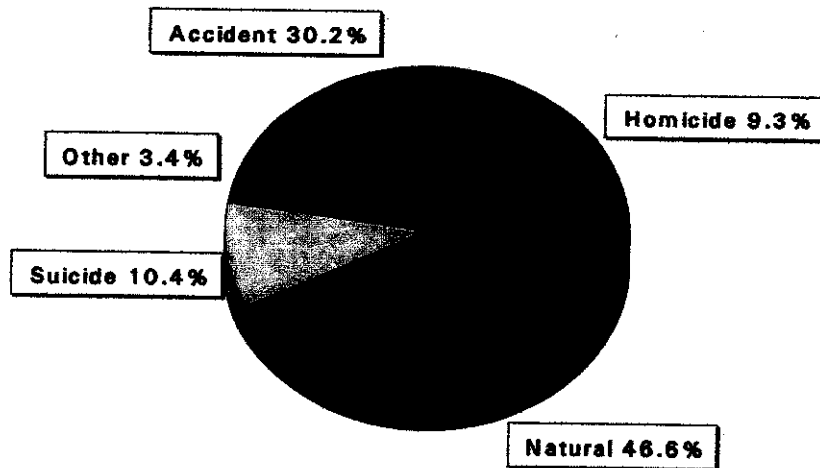
	1994	1995	1996	1997	1998
Total Number of Cases Investigated	5,505	5,748	7,387	7,460	7,097
Cases Accepted	1,993	1,862	1,962	1,907	1,782

Autopsies	1,350	1,162	1,243	1,175	1,171
Complete Autopsies	-----	-----	-----	1,094	1,069
Partial Autopsies	-----	-----	-----	81	102
Inspections	608	665	698	699	566
Death Certificates Only	35	35	21	33	45

Storage/Voided Cases	131	112	82	121	156
Cremation Certificates Issued	1,434	1,567	1,601	1,883	1,836
Scene Investigations	424	380	367	340	341

1998 SUMMARY OF MEDICAL EXAMINER CASES

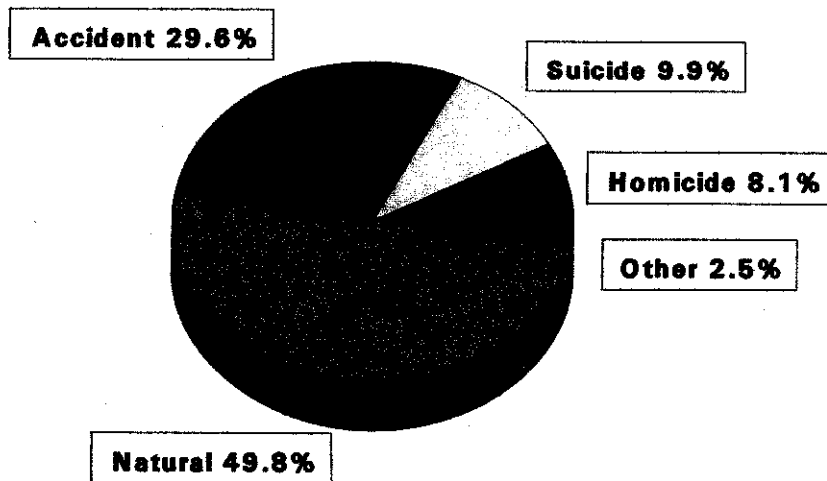
	Total Cases	Number Autopsied	Percentage Autopsied
Homicide	166	166	100%
Suicide	186	153	82%
Accident	539	414	77%
Natural	831	380	46%
Undetermined	46	45	98%
Unclassified	14	13	93%
Total	1,782	1,171	66%



Manner of Death: Bexar County Cases

	1996	1997	1998
Homicide	165	156	124
Suicide	169	138	153
Accident	457	427	456
Natural	864	906	767
Undetermined	16	44	27
Unclassified	7	8	12
Total	1,678	1,679	1,539

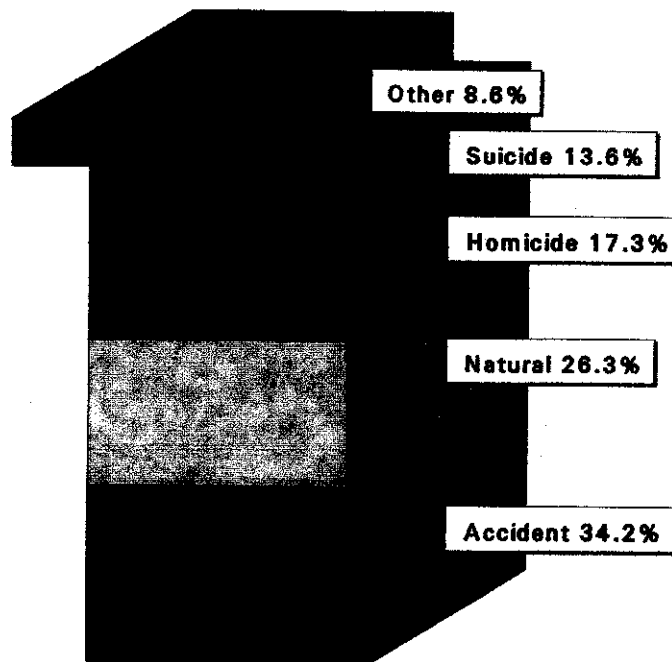
1998



Manner of Death: Contract Cases

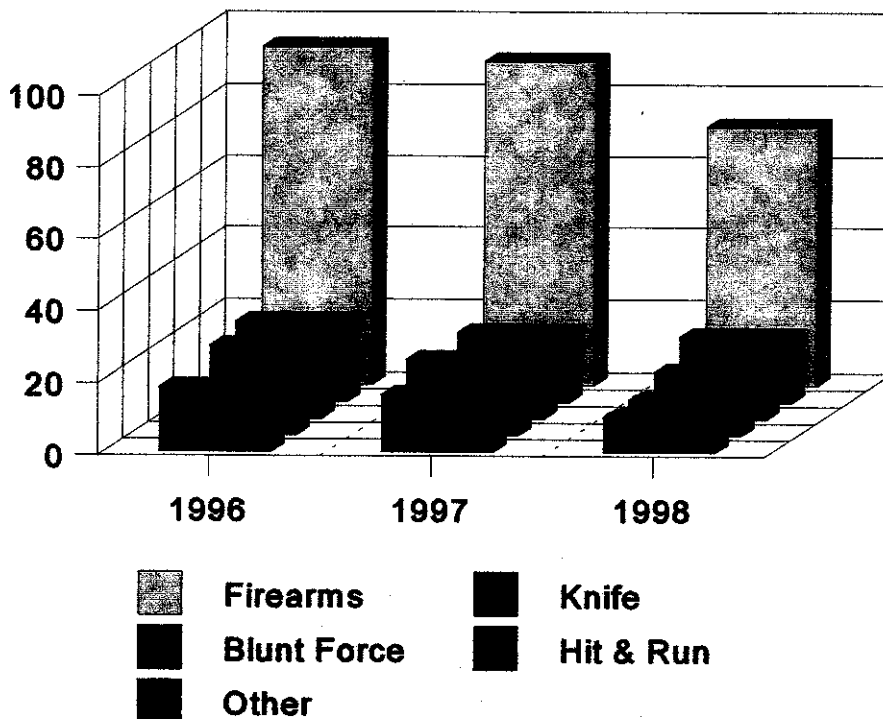
	1996	1997	1998
Homicide	59	41	42
Suicide	40	40	33
Accident	102	63	83
Natural	69	71	64
Undetermined	12	13	19
Unclassified	2	0	2
Total	284	228	243

1998



Bexar County: Homicides by Method

	1996	1997	1998
Firearms	94	90	72
Knife	22	19	18
Blunt Force	20	10	14
Hit & Run	11	21	10
Burns/Fire	4	1	0
Asphyxia	6	10	6
Multiple Methods	3	3	2
Other	5	2	2
Total	165	156	124



Bexar County: Homicides by Age, Race, Sex

	1996	1997	1998
0-5	7	9	6
6-10	1	0	0
11-15	9	3	2
16-19	20	21	16
20-29	43	31	38
30-39	28	44	28
40-49	34	22	18
50-59	9	11	10
60-69	5	7	1
70-79	4	5	4
80-89	1	0	0
90-99	0	0	0
Unk	4	3	1
Total	165	156	124

	1996	1997	1998
W/M	113	111	88
W/F	32	25	16
B/M	17	15	16
B/F	3	5	3
O/M	0	0	1
O/F	0	0	0
Total	165	156	124

Bexar County: Drugs and Alcohol in Homicide Victims


Alcohols/Drugs Analysis	1996	1997	1998
No Tests Performed	10	7	2
Negative for Drugs & Alcohol	64	51	40
Positive for Alcohol	45	42	37
Drugs Only	20	28	25
Drugs & Alcohol	26	28	20
Total	165	156	124


Alcohol (g/dl)	1996	1997	1998
< .05	13	15	10
.05-.099	11	15	13
.10-.199	27	25	16
.20-.299	15	9	14
+ .30	5	6	4
Total	71	70	57

Bexar County: Homicides By Firearms

Type of Weapon*	1996	1997	1998
Handgun	69	69	65
Centerfire Rifle	7	8	5
Rimfire Rifle	5	4	2
Shotgun	6	12	4
Unknown	8	6	2
Total	95	99	78

* More than one weapon was used in several cases in all years.

Caliber of Handguns 	1996	1997	1998
.38/.357	18	26	15
9mm	16	9	15
.380 ACP	9	7	6
.25	3	5	6
.22	8	5	9
.32	3	3	5
.45 ACP	2	4	5
.40	7	5	4
Other	3	5	0
Total	69	69	65

Caliber of Centerfire Rifles 	1996	1997	1998
7.62 x 39	6	7	5
Other	1	1	0
Total	7	8	5

**Bexar County: Child Homicides
Ages 0 - 5**

Method	1996	1997	1998
Blunt Force	7	5	4
Asphyxia	0	4	2
Motor Vehicle	0	0	0
Other	0	0	0
Total	7	9	6

Race/Sex	1996	1997	1998
W/M	5	3	3
W/F	1	4	2
B/M	0	1	0
B/F	1	1	1
O/M	0	0	0
O/F	0	0	0
Total	7	9	6


Bexar County: Sudden Infant Death Syndrome

Race/Sex	1996	1997	1998
W/M	7	14	4
W/F	7	4	4
B/M	2	0	0
B/F	0	0	1
O/M	0	0	0
O/F	0	0	0
Total	16	18	9

Bexar County: Suicides by Method

	1996		1997		1998	
	Male	Female	Male	Female	Male	Female
Firearms	91	18	76	8	71	15
Drugs/Chemicals	13	10	7	14	12	15
Hanging	22	2	11	2	26	0
Carbon Monoxide	5	0	1	1	2	1
Jumping	0	0	3	1	1	1
Fire	2	0	2	1	1	1
Knife	1	0	5	0	1	0
Asphyxia	2	3	3	1	3	1
Other	0	0	1	1	2	0
Total	136	33	109	29	119	34
		169		138		153

Male Vs. Female - 1998



Bexar County: Suicides by Age, Race, Sex

	1996	1997	1998
<15	1	2	1
15-19	14	11	3
20-29	30	21	33
30-39	32	31	32
40-49	36	22	36
50-59	18	17	12
60-69	19	8	8
70-79	17	20	17
80-89	10	5	11
90-99	2	1	0
Unk	0	0	0
Total	179	138	153

	1996	1997	1998
W/M	129	100	106
W/F	30	29	33
B/M	5	7	10
B/F	3	1	1
O/M	2	1	3
O/F	0	0	0
Total	169	138	153

Bexar County: Drugs and Alcohol in Suicide Victims

Alcohols/Drugs Analysis	1996	1997	1998
No Tests Performed	4	4	8
Negative for Drugs & Alcohol	57	50	51
Positive for Alcohol	41	30	23
Drugs Only	42	36	52
Drugs & Alcohol	25	18	19
Total	169	138	153

Alcohol (g/dl)	1996	1997	1998
< .05	14	4	5
.05-.099	8	13	5
.10-.199	19	20	20
.20-.299	21	9	11
+ .30	4	2	1
Total	66	48	42

Bexar County: Suicides By Firearms

Type of Weapon	1996	1997	1998
Handgun	79	65	68
Centerfire Rifle	6	5	4
Rimfire Rifle	8	2	4
Shotgun	14	7	6
Derringer	1	1	0
Unknown	1	4	4
Total	113	84	86

Caliber of Handguns	1996	1997	1998
.38/.357	33	31	24
.22	17	10	8
.25	6	2	6
.32	2	5	3
.40	0	0	4
.45 ACP	6	2	6
.380 ACP	3	8	9
9mm	8	6	5
Other	4	1	3
Total	79	65	68

Bexar County: Teenage Suicides

Method	1996	1997	1998
Firearms	11	9	1
Hanging	3	2	1
Drugs	1	2	1
Other	0	0	1
Total	15	13	4

Race/Sex	1996	1997	1998
W/M	12	7	3
W/F	2	4	1
B/M	0	2	0
B/F	0	0	0
O/M	1	0	0
O/F	0	0	0
Total	15	13	4

Bexar County: Motor Vehicle Operators

Alcohols/Drugs Analysis	1996	1997	1998
No Tests Performed	3	6	4
Negative for Drugs & Alcohol	33	29	20
Positive for Alcohol	42	23	29
Drugs Only	1	8	10
Drugs & Alcohol	11	4	11
Total	90	70	74

Alcohol (g/dl)	1996	1997	1998
< .05	5	2	4
.05-.099	6	4	6
.10-.199	21	7	14
.20-.299	15	10	13
+ .30	6	4	3
Total	53	27	40

Seatbelt Use	1996	1997	1998
Yes	26	24	26
No	46	29	35
Unknown	18	17	13
Total	90	70	74

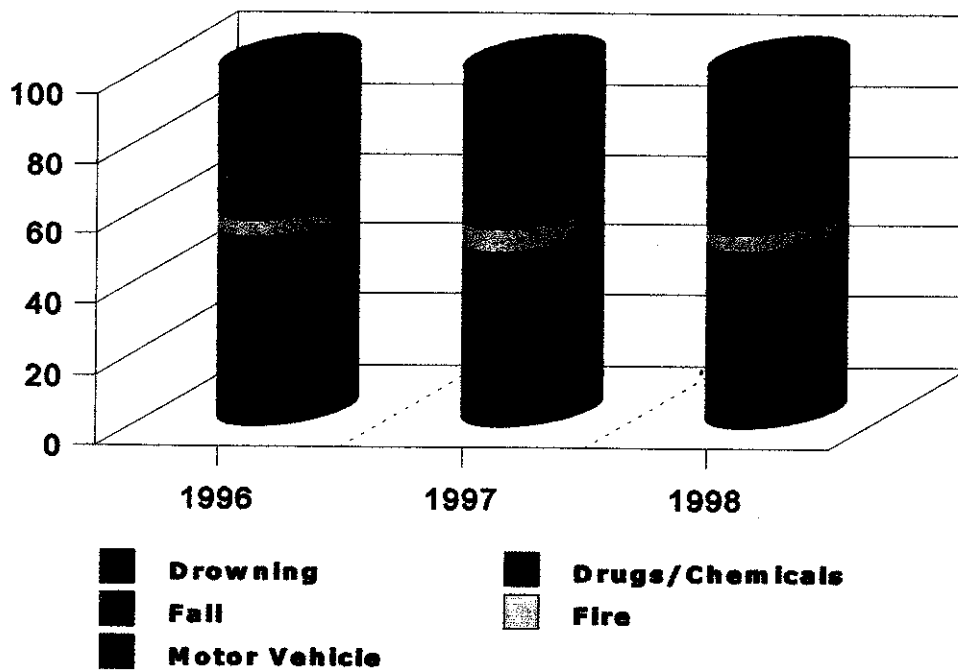
Bexar County: Pedestrians

Alcohol Analysis	1996	1997	1998
No Tests Performed	5	3	2
No Alcohol	17	21	22
< .05	0	1	0
.05-.099	1	0	4
.10-.199	3	5	4
.20-.299	2	7	3
+ .30	0	1	3
Total	28	38	38



Age	1996	1997	1998
0-5	3	2	0
6-10	2	0	2
11-15	0	2	1
16-19	0	3	1
20-29	4	4	7
30-39	2	9	4
40-49	6	7	6
50-59	6	2	8
60-69	3	4	1
70-79	1	4	6
80-89	0	1	2
Unk	1	0	0
Total	28	38	38

Bexar County: Accidental Deaths

	1996	1997	1998
Motor Vehicle	220	189	204
Fall	72	81	88
Drugs/Chemicals	79	71	74
Fire	19	25	20
Drowning	23	18	25
Asphyxia	15	16	11
Firearms	2	3	1
Electrocution	4	6	1
Other	23	18	32
Total	457	427	456



Bexar County: Deaths Due to Drugs/Toxic Substances

	1996	1997	1998
Heroin 	27	22	16
Cocaine 	20	15	13
Heroin and Cocaine	5	6	11
Narcotics*	3	8	12
Tricyclic Anti-Depressants	6	3	6
Propoxyphene	1	2	2
Mixed Drugs	17	17	31
Barbiturates	1	1	0
Ethyl Alcohol	5	2	2
Carbon Monoxide	3	8	5
Other	13	19	12
Total	101	103	110

* Other than heroin or cocaine

Toxicological Workload: Tests Performed

Analysis	1997	1998
Alkaline Drug Screen	4,608	4,189
Acid/Neutral Drug Screen	new	943
TDx Drug Screens	3,324	3,957
Carbon Monoxide	168	146
Cocaine/Opiates	1,872	1,826
Alcohols	5,448	5,470
Cannabinoids	200	266
Benzodiazepines	23	92
Volatiles	new	36
Ethylene Glycol	new	14
Hydrogen Sulfide	new	3
Cyanide	new	4
Sympathomimetic Amines	19	74
Clinical Tests	180	76
Other	3,876	4,884
Total	19,718	21,980

*New categories were bundled in the "Other" category in 1997.

Alcohols - ethanol, methanol, acetone, isopropanol

Volatiles - toluene, benzene, butane, freons

Sympathomimetic Amines - amphetamine, methamphetamine, MDA, MDMA,
ephedrine, pseudoephedrine

Other - fentanyl, salicylates, LSD, QA/QC procedures