

**BEXAR COUNTY FORENSIC SCIENCE CENTER**

**ANNUAL REPORT**

**1995**

# BEXAR COUNTY FORENSIC SCIENCE CENTER

## STAFF 1995

VINCENT J.M. DIMAIO, M.D.  
ROBERT C. BUX, M.D.  
JAN C. GARAVAGLIA  
CAROLYN REVERCOMB  
STEPHEN ERICKSON  
ALEKSANDAR MILOVANOVIC

CHIEF MEDICAL EXAMINER  
DEPUTY CHIEF MEDICAL EXAMINER  
MEDICAL EXAMINER  
MEDICAL EXAMINER  
FELLOW, JULY 1, 1994 - JUNE 30, 1995  
FELLOW, JULY 1, 1995 - JUNE 30, 1996

---

PATRICIA HITCH  
ROSEMARIE MUELLER  
GLORIA DELGADO  
WANDA BEALE  
RUBY CORDOVA  
CHRISTINE ESQUIVEL  
GLORIA GUZMAN  
PATRICIA MORIN

FORENSIC SCIENCE MANAGER  
DATA ANALYST  
OFFICE ASSISTANT III  
OFFICE ASSISTANT II  
RECEPTIONIST  
OFFICE ASSISTANT II  
OFFICE ASSISTANT II  
OFFICE ASSISTANT I

---

JAMES C. GARRIOTT, PH.D.  
JOE L. CASTORENA  
CHARLOTTE CANNEY  
MARK FLORENCE  
MIKE FRONTZ  
ROBERT RODRIGUEZ  
LORETTA ROSALES

CHIEF TOXICOLOGIST  
ASST. CHIEF TOXICOLOGIST  
LAB ASSISTANT  
TOXICOLOGICAL CHEMIST I  
TOXICOLOGICAL CHEMIST II  
TOXICOLOGICAL CHEMIST III  
TOXICOLOGICAL CHEMIST II

---

JOHN RAYMOND  
HAROLD BROOKS  
MARTIN CASTILLO  
DANNY GUZMAN

CHIEF DIENER  
DIENER  
DIENER  
DIENER

---

STEVEN HANSON  
GARY BIGGS  
PERRY CLIFTON  
JEFFREY FRANCIS  
EVA HICKMAN  
JERRY LEYVA  
FRANK TOVAR, JR.  
GEORGE BUENO  
LANCE LIGHTFOOT  
FRAN PEREZ

CHIEF MEDICAL INVESTIGATOR  
MEDICAL INVESTIGATOR  
MEDICAL INVESTIGATOR  
MEDICAL INVESTIGATOR  
MEDICAL INVESTIGATOR  
MEDICAL INVESTIGATOR  
MEDICAL INVESTIGATOR  
MORGUE CLERK  
MORGUE CLERK  
MORGUE CLERK

---

TIM FALLON  
JAMES E. BOUSSER  
BRIAN CHO  
RONALD DODSON  
RICHARD STENGEL  
LONNIE GINSBERG  
GARON FOSTER  
HENRY HOLLYDAY III  
ANITA GONZALES  
IRMA MARTINEZ

CHIEF OF PHYSICAL EVIDENCE  
DRUG ANALYST SUPERVISOR  
DRUG ANALYST CHEMIST I  
FIREARMS EXAMINER  
FIREARMS EXAMINER  
CHIEF SEROLOGIST  
SEROLOGIST  
SEROLOGIST  
EVIDENCE RECEIPT CLERK  
EVIDENCE RECEIPT CLERK

# ANNUAL REPORT

1993-1994-1995

	<u>1993</u>	<u>1994</u>	<u>1995</u>
TOTAL NUMBER OF CASES INVESTIGATED	5335	5505	5748
CASES ACCEPTED	1947	1993	1862
AUTOPSIES	1333	1350	1162
INSPECTIONS	591	608	665
DEATH CERTIFICATES ONLY	23	35	35
STORAGE CASES	98	131	112
CREMATION CERTIFICATES ISSUED	1324	1434	1567
SCENE INVESTIGATIONS	441	424	380

# SUMMARY OF MEDICAL EXAMINER CASES

## 1995

	TOTAL CASES		NUMBER AUTOPSIED	AUTOPSIED
HOMICIDES	238	(12.8)%	237	99%
SUICIDES	227	(12.2)%	178	78%
ACCIDENTS	468	(25.2)%	353	75%
NATURAL	890	(47.8)%	360	40%
UNDETERMINED	30	(1.6)%	27	90%
UNCLASSIFIED	<u>9</u>	<u>(0.4)%</u>	<u>8</u>	<u>89%</u>
<b>TOTAL</b>	<b>1,862</b>	<b>(100.0)%</b>	<b>1,163</b>	<b>62%</b>

## 1994

HOMICIDES	329	(16.5)%	327	99%
SUICIDES	222	(11.2)%	202	91%
ACCIDENTS	452	(22.6)%	389	86%
NATURAL	951	(47.8)%	400	42%
UNDETERMINED	28	(1.4)%	27	96%
UNCLASSIFIED	<u>11</u>	<u>(0.5)%</u>	<u>5</u>	<u>45%</u>
<b>TOTAL</b>	<b>1,993</b>	<b>(100.0)%</b>	<b>1,350</b>	<b>68%</b>

## 1993

HOMICIDES	362	(18.6)%	362	100%
SUICIDES	218	(11.2)%	198	91%
ACCIDENTS	448	(23.0)%	389	87%
NATURAL	883	(45.4)%	353	40%
UNDETERMINED	30	(1.5)%	27	90%
UNCLASSIFIED	<u>6</u>	<u>(0.3)%</u>	<u>4</u>	<u>67%</u>
<b>TOTAL</b>	<b>1,947</b>	<b>(100.0)%</b>	<b>1,333</b>	<b>68%</b>

## MANNER OF DEATH: BEXAR COUNTY CASES

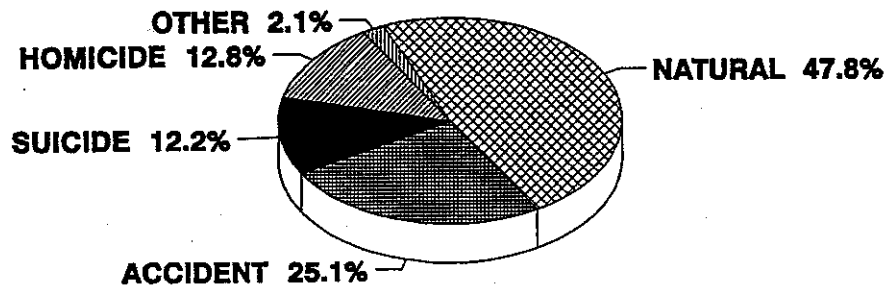
	<u>1993</u>	<u>1994</u>	<u>1995</u>
HOMICIDES	293	250	181
SUICIDES	186	185	181
ACCIDENTS	384	394	402
NATURALS	831	903	847
UNDETERMINED	18	20	24
UNCLASSIFIED	<u>6</u>	<u>11</u>	<u>8</u>
TOTAL	1,718	1,763	1,643

## MANNER OF DEATH: CONTRACT CASES

	<u>1993</u>	<u>1994</u>	<u>1995</u>
HOMICIDES	69	79	57
SUICIDES	32	37	46
ACCIDENTS	64	58	66
NATURALS	52	48	43
UNDETERMINED	12	8	6
UNCLASSIFIED	<u>0</u>	<u>0</u>	<u>1</u>
TOTAL	229	230	219

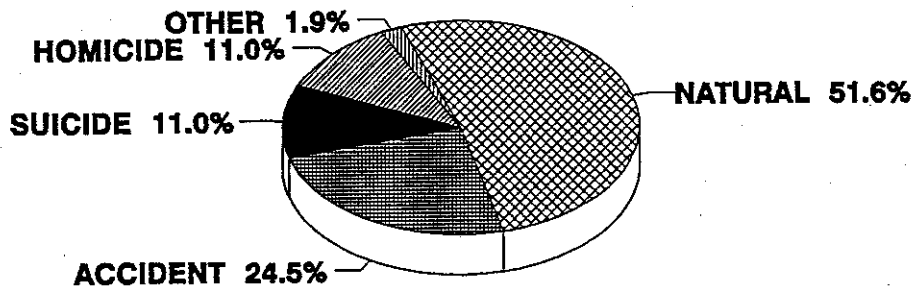
# SUMMARY OF ALL CASES: 1995

---



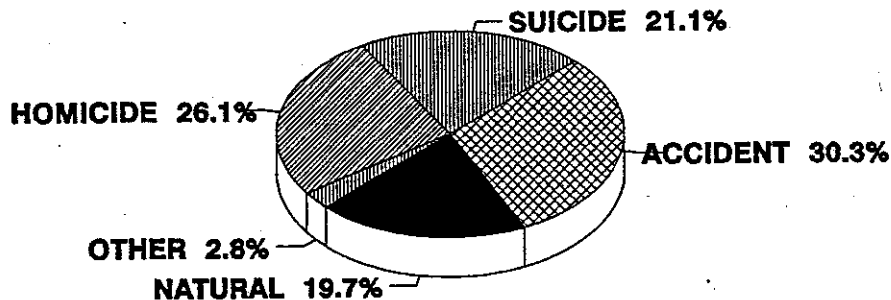
## BEXAR COUNTY CASES

---



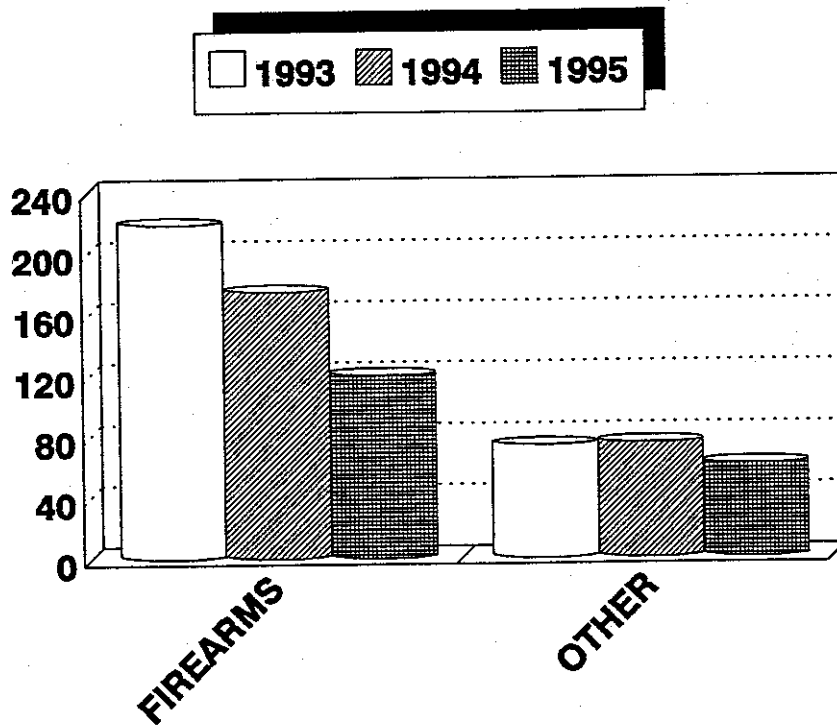
## CONTRACT CASES

---



# BEXAR COUNTY: HOMICIDES BY METHOD

	<u>1993</u>	<u>1994</u>	<u>1995</u>
FIREARMS	219	175	120
KNIFE	32	32	18
BLUNT FORCE	15	14	15
HIT & RUN	19	12	19
BURNS/FIRE	4	1	2
ASPHYXIA	2	7	4
MULTIPLE METHODS	0	6	1
OTHER	<u>2</u>	<u>3</u>	<u>2</u>
TOTAL	293	250	181



# BEXAR COUNTY: HOMICIDES BY AGE, RACE, SEX

	<u>1993</u>	<u>1994</u>	<u>1995</u>
<b>RACE/SEX</b>			
W/M	191	149	117
W/F	44	48	25
B/M1	51	43	34
B/F	6	9	5
O/M	1	1	0
O/F	<u>0</u>	<u>0</u>	<u>0</u>
TOTAL	293	250	181

	<b>AGE</b>		
0-5	6	8	9
6-10	1	1	0
11-15	17	18	10
16-19	43	39	36
20-29	86	76	43
30-39	65	51	44
40-49	30	32	18
50-59	19	14	9
60-69	11	6	9
70-79	7	3	2
80-89	5	1	0
90-99	2	0	0
UNKNOWN	<u>1</u>	<u>1</u>	<u>1</u>
TOTAL	293	250	181



# BEXAR COUNTY: HOMICIDES BY FIREARMS

## TYPE OF WEAPON\*

	<u>1993</u>	<u>1994</u>	<u>1995</u>
HANDGUN	138	123	100
CENTERFIRE RIFLE	23	23	15
RIMFIRE RIFLE	3	8	5
SHOTGUN	18	8	7
UNKNOWN	<u>39</u>	<u>20</u>	<u>1</u>
TOTAL	221	182	128

\*More than one weapon was used in several cases in all years.

## CALIBER OF HANDGUNS

.38/.357	35	31	26
9MM	24	30	25
.380 ACP	21	21	10
.25	24	11	10
.22	12	8	7
.32	6	9	4
.45 ACP	13	3	2
.40	3	5	8
OTHER	<u>0</u>	<u>5</u>	<u>8</u>
TOTAL	138	123	100

## CALIBER OF CENTERFIRE RIFLES

	<i>Sweened</i>	<i>Sweened</i>	
7.62 X 39	<del>21</del> 19	18 <del>19</del>	12
OTHER	<del>4</del> 2	<del>4</del> 4	<u>3</u>
TOTAL	23	23 22	15

# BEXAR COUNTY: DRUGS AND ALCOHOL IN HOMICIDE VICTIMS

1993      1994      1995

## ALCOHOL/DRUGS ANALYSIS

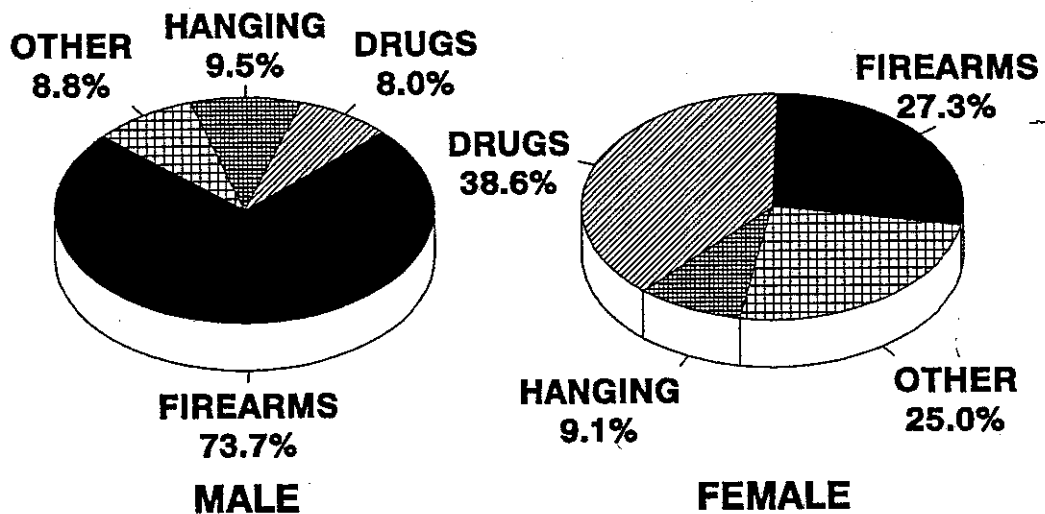
NO TESTS PERFORMED	0	6	4
NEGATIVE FOR DRUGS & ALCOHOLS	115	105	65
POSITIVE FOR ALCOHOL	101	69	54
DRUGS ONLY	46	38	23
DRUGS AND ALCOHOL	<u>31</u>	<u>32</u>	<u>35</u>
TOTAL	293	250	181

## ALCOHOL (g/dL)

<.05	38	22	18
.05-.099	13	26	24
.10-.199	40	27	24
.20-.299	33	20	16
.30+	<u>8</u>	<u>6</u>	<u>7</u>
TOTAL	132	101	89

# BEXAR COUNTY: SUICIDES BY METHOD

	<u>1993</u>		<u>1994</u>		<u>1995</u>	
	MALE	FEMALE	MALE	FEMALE	MALE	FEMALE
FIREARMS	96	27	92	19	101	12
DRUGS/CHEMICALS	9	13	12	14	11	17
HANGING	25	2	34	3	13	4
CARBON MONOXIDE	6	0	4	0	6	5
JUMPING	2	3	1	0	1	0
FIRE	2	0	2	0	1	2
KNIFE	0	0	2	0	1	2
ASPHYXIA	0	0	0	1	1	1
OTHER	<u>1</u>	<u>0</u>	<u>0</u>	<u>1</u>	<u>2</u>	<u>1</u>
TOTAL	141	45	147	38	137	44
<b>TOTAL SUICIDES</b>	<b>186</b>		<b>185</b>		<b>181</b>	



# BEXAR COUNTY: SUICIDES BY AGE, RACE, SEX

1993

1994

1995

## RACE/SEX

W/M	134	137	130
W/F	44	36	44
B/M	7	9	6
B/F	1	0	0
O/M	0	1	1
O/F	<u>0</u>	<u>2</u>	<u>0</u>
TOTAL	186	185	181

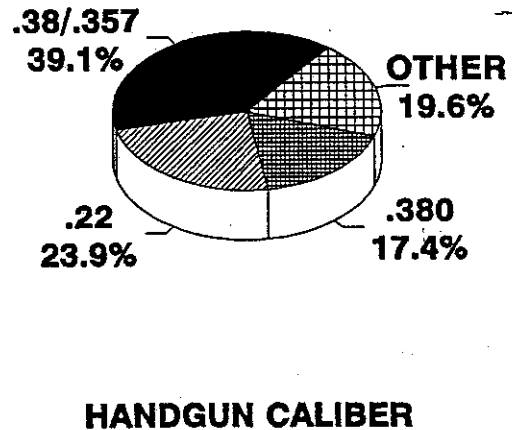
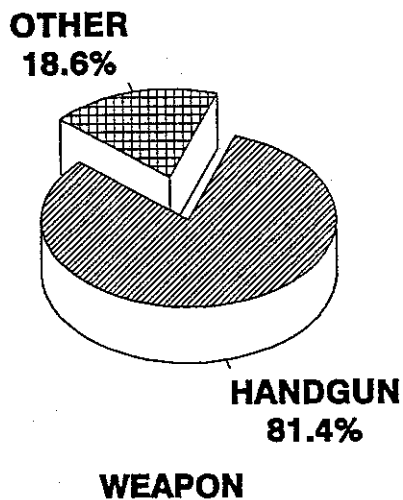
## AGE

< 15	6	7	4
15-19	24	14	17
20-29	44	45	25
30-39	41	50	38
40-49	33	27	34
50-59	17	14	20
60-69	9	11	17
70-79	9	15	19
80-89	3	1	6
90-99	0	0	1
UNKNOWN	<u>0</u>	<u>1</u>	<u>0</u>
TOTAL	186	185	181

# BEXAR COUNTY: SUICIDES BY FIREARMS

<u>TYPE OF WEAPON</u>	<u>1993</u>	<u>1994</u>	<u>1995</u>
HANDGUN	99	92	92
CENTERFIRE RIFLE	5	7	2
RIMFIRE RIFLE	9	4	4
SHOTGUN	8	6	13
DERRINGER	1	0	0
ZIP GUN	1	0	0
UNKNOWN	<u>0</u>	<u>2</u>	<u>2</u>
TOTAL	123	111	113

<u>CALIBER OF HANDGUNS</u>	<u>1993</u>	<u>1994</u>	<u>1995</u>
.38/.357	38	42	36
.22	22	17	22
.25	7	4	6
.32	9	4	2
.45 ACP	4	2	2
.380 ACP	11	10	16
9MM	7	7	5
OTHER	<u>1</u>	<u>6</u>	<u>3</u>
TOTAL	99	92	92



# BEXAR COUNTY: DRUGS AND ALCOHOL IN SUICIDE VICTIMS

1993

1994

1995

## ALCOHOL/DRUGS ANALYSIS

NO TESTS PERFORMED	1	4	2
NEGATIVE FOR DRUGS & ALCOHOLS	69	63	75
POSITIVE FOR ALCOHOL	40	54	30
DRUGS ONLY	57	39	41
DRUGS AND ALCOHOL	<u>19</u>	<u>25</u>	<u>33</u>
TOTAL	186	185	181

## ALCOHOL (g/dL)

<.05	10	20	17
.05-.099	15	14	6
.10-.199	17	25	21
.20-.299	13	16	15
.30+	<u>4</u>	<u>4</u>	<u>4</u>
TOTAL	59	79	63

# BEXAR COUNTY: TEENAGE SUICIDES

	<u>1993</u>	<u>1994</u>	<u>1995</u>
<b>METHOD</b>			
FIREARMS	18	16	15
HANGING	8	3	4
DRUGS	1	2	2
OTHER	<u>3</u>	<u>0</u>	<u>0</u>
TOTAL	30	21	21

	<b>RACE/SEX</b>		
W/M	21	14	15
W/F	7	5	4
B/M	2	1	2
B/F	0	0	0
O/M	0	1	0
O/F	<u>0</u>	<u>0</u>	<u>0</u>
TOTAL	30	21	21

**BEXAR COUNTY: CHILD HOMICIDES  
AGES 0 - 5 YEARS**

	<u>1993</u>	<u>1994</u>	<u>1995</u>
<b>RACE/SEX</b>			
W/M	3	5	6
W/F	2	3	3
B/M	1	0	0
B/F	<u>0</u>	<u>0</u>	<u>0</u>
TOTAL	6	8	9

<b>METHOD</b>			
BLUNT FORCE	2	3	4
DRUG OVERDOSE	0	1	0
ASPHYXIA3	0	1	2
GUNSHOT WOUND(S)	3	3	1
MOTOR VEHICLE	0	0	2
SCALD BURNS	<u>1</u>	<u>0</u>	<u>0</u>
TOTAL	6	8	9

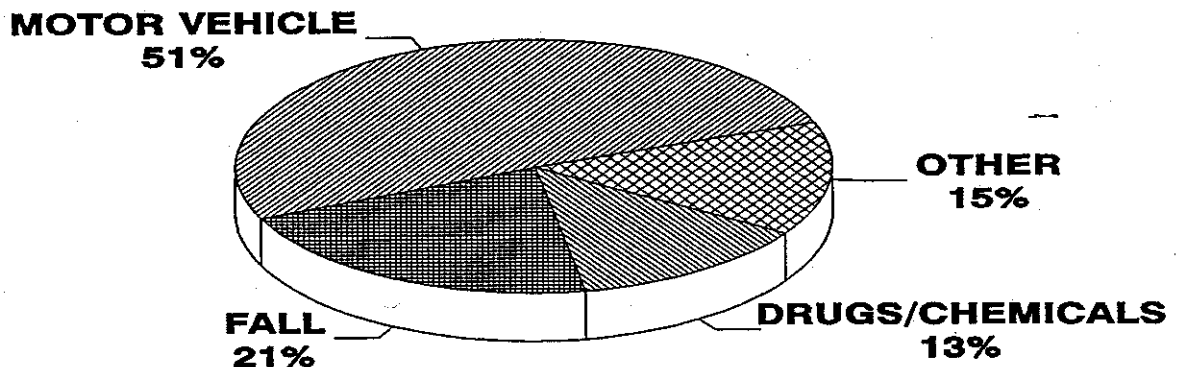
**BEXAR COUNTY: SUDDEN INFANT DEATH SYNDROME**

<b>RACE/SEX</b>			
W/M	21	23	12
W/F	7	8	7
B/M	2	1	2
B/F	<u>0</u>	<u>1</u>	<u>0</u>
TOTAL	30	33	21



# BEXAR COUNTY: ACCIDENTAL DEATHS

	<u>1993</u>	<u>1994</u>	<u>1995</u>	
MOTOR VEHICLE	198	183	205	(51.0%)
FALL	63	59	85	(21.2%)
DRUGS/CHEMICALS	49	68	53	(13.3%)
FIRE	13	15	11	(2.7%)
DROWNING	23	11	9	(2.2%)
ASPHYXIA	10	21	7	(1.7%)
FIREARMS	5	1	2	(0.5%)
TRAIN	7	5	9	(2.2%)
ELECTROCUTION	5	6	5	(1.2%)
OTHER	<u>11</u>	<u>25</u>	<u>16</u>	(4.0%)
TOTAL	384	394	402	



1995

# BEXAR COUNTY: MOTOR VEHICLE OPERATORS

1993

1994

1995

## ALCOHOL/DRUGS ANALYSIS

NO TESTS PERFORMED	1	3	3
NO ALCOHOL	21	23	30
POSTIVE FOR ALCOHOL	35	32	33
DRUGS ONLY	7	4	6
DRUGS AND ALCOHOL	<u>8</u>	<u>4</u>	<u>12</u>
TOTAL	72	66	84

## ALCOHOL (g/dL)

<.05	1	1	0
.05 - .099	4	3	4
.10-.199	15	16	23
.20-.299	16	14	17
.30+	<u>7</u>	<u>2</u>	<u>1</u>
TOTAL	43	36	45

## SEATBELT USE

YES	16	19	17
NO	32	25	42
UNKNOWN	<u>24</u>	<u>22</u>	<u>25</u>
TOTAL	72	66	84

## SEX

MALE	57	51	65
FEMALE	<u>15</u>	<u>15</u>	<u>19</u>
TOTAL	72	66	84

# BEXAR COUNTY: MOTORCYCLE OPERATORS

1993

1994

1995

## ALCOHOL/DRUGS ANALYSIS

NO TESTS PERFORMED	0	0	1
NO ALCOHOL	1	1	3
POSTIVE FOR ALCOHOL	1	3	2
DRUGS ONLY	1	0	0
DRUGS AND ALCOHOL	<u>5</u>	<u>1</u>	<u>0</u>
TOTAL	8	5	6

## ALCOHOL (g/dL)

<.05	1	0	0
.05 - .099	1	1	0
.10-.199	1	1	1
.20-.299	3	2	1
.30+	<u>0</u>	<u>0</u>	<u>0</u>
TOTAL	6	4	2

## HELMET USE

YES	7	3	5
NO	1	0	1
UNKNOWN	<u>0</u>	<u>2</u>	<u>0</u>
TOTAL	8	5	6

## SEX

MALE	8	5	6
FEMALE	<u>0</u>	<u>0</u>	<u>0</u>
TOTAL	8	5	6

# BEXAR COUNTY: PEDESTRIANS

	<u>1993</u>	<u>1994</u>	<u>1995</u>
<b>ALCOHOL (g/dL)</b>			
NO TESTS PERFORMED	3	0	3
NO ALCOHOL	26	14	20
<.05	1	3	2
.05 - .099	0	2	0
.10-.199	4	2	5
.20-.299	3	5	2
.30+	<u>3</u>	<u>3</u>	<u>6</u>
TOTAL	40	29	38

	<b>AGE</b>		
0-5	1	1	4
6-10	3	1	1
11-15	3	0	2
16-19	2	4	2
20-29	6	5	4
30-39	7	8	10
40-49	3	4	4
50-59	1	2	3
60-69	5	2	4
70-79	7	1	2
80-89	<u>2</u>	<u>1</u>	<u>2</u>
TOTAL	40	29	38

	<b>SEX</b>		
MALE	29	22	29
FEMALE	<u>11</u>	<u>7</u>	<u>9</u>
TOTAL	40	29	38

# BEXAR COUNTY: DEATHS DUE TO DRUGS/TOXIC SUBSTANCES

	<u>1993</u>	<u>1994</u>	<u>1995</u>
HEROIN	20	30	21
COCAINE	10	20	7
HEROIN AND COCAINE	8	8	10
NARCOTICS*	4	1	3
TRICYCLIC ANTIDEPRESSANTS	5	6	5
PROPOXYHENE	0	3	4
MIXED DRUGS	12	14	20
BARBITURATES	2	0	0
ETHYL ALCOHOL	5	3	0
CARBON MONOXIDE	13	6	12
OTHER	<u>7</u>	<u>9</u>	<u>11</u>
TOTAL	86	100	93

\*OTHER THAN HEROIN OR COCAINE