

BEXAR COUNTY FORENSIC SCIENCE CENTER

STAFF 1994

VINCENT J.M. DIMAIO, M.D.
ROBERT C. BUX, M.D.
CAROLYN REVERCOMB
JAN C. GARAVAGLIA
STEPHEN ERICKSON

CHIEF MEDICAL EXAMINER
DEPUTY CHIEF MEDICAL EXAMINER
MEDICAL EXAMINER
MEDICAL EXAMINER
FELLOW, JULY 1, 1994 - JUNE 30, 1995

PATRICIA HITCH
WANDA BEALE
GLORIA DELGADO
CHRISTINE ESQUIVEL
ANITA GONZALES
GLORIA GUZMAN
CHRISTA MARTINEZ
IRMA MARTINEZ
DÍANA MONCADA
PAT MORIN
ROSEMARIE MUELLER
FRAN PEREZ
BILLY TALKINGTON

ADMINISTRATOR
OFFICE ASSISTANT II
OFFICE ASSISTANT III
OFFICE ASSISTANT II
EVIDENCE RECEIPT CLERK
OFFICE ASSISTANT II
OFFICE ASSISTANT I
EVIDENCE RECEIPT CLERK
RECEPTIONIST
FORENSIC SCIENCE CLERK
DATA ANALYST
FORENSIC SCIENCE CLERK
FORENSIC SCIENCE CLERK

JAMES C. GARRIOTT, PH.D.
CHARLOTTE CANNEY
JOE L. CASTORENA
SYLVIA PAZ
ROBERT RODRIGUEZ
LORETTA ROSALES
LARRY YTUARTE

CHIEF TOXICOLOGIST
LAB ASSISTANT
ASST. CHIEF TOXICOLOGIST
TOXICOLOGICAL CHEMIST I
TOXICOLOGICAL CHEMIST III
TOXICOLOGICAL CHEMIST II
TOXICOLOGICAL CHEMIST II

JOHN RAYMOND
HAROLD BROOKS
MARTIN CASTILLO
DANNY GUZMAN

CHIEF DIENER
DIENER
DIENER
DIENER

STEVEN HANSON
GARY BIGGS
PERRY CLIFTON
JEFFREY FRANCIS
EVA HICKMAN
JERRY LEYVA
FRANK TOVAR, JR.

CHIEF MEDICAL INVESTIGATOR
MEDICAL INVESTIGATOR
MEDICAL INVESTIGATOR
MEDICAL INVESTIGATOR
MEDICAL INVESTIGATOR
MEDICAL INVESTIGATOR
MEDICAL INVESTIGATOR

TIM FALLON
LONNIE GINSBERG
JAMES E. BOUSSER
GARON FOSTER
BRIAN CHO
RONALD DODSON
HENRY HOLLYDAY III
MARVIN MORGAN
RICHARD STENGEL

CHIEF OF PHYSICAL EVIDENCE
CHIEF SEROLOGIST
DRUG ANALYST SUPERVISOR
ASST. SEROLOGIST
DRUG ANALYST CHEMIST I
CRIMINALIST II
DNA TECHNICIAN
DOCUMENT EXAMINER
FIREARMS EXAMINER

ANNUAL REPORT

1992-1993-1994

	<u>1992</u>	<u>1993</u>	<u>1994</u>
TOTAL NUMBER OF CASES INVESTIGATED	4840	5335	5505
CASES ACCEPTED	1802	1947	1993
AUTOPSIES	1252	1333	1350
INSPECTIONS	517	591	608
DEATH CERTIFICATES ONLY	33	23	35
STORAGE CASES	76	98	131
CREMATION CERTIFICATES ISSUED	1180	1324	—1434
SCENE INVESTIGATIONS	399	441	424

SUMMARY OF MEDICAL EXAMINER CASES

1994

	TOTAL CASES		NUMBER AUTOPSIED	AUTOPSIED
HOMICIDES	329	(16.5)%	327	99%
SUICIDES	222	(11.2)%	202	91%
ACCIDENTS	452	(22.6)%	389	86%
NATURAL	951	(47.8)%	400	42%
UNDETERMINED	28	(1.4)%	27	96%
UNCLASSIFIED	<u>11</u>	<u>(0.5)%</u>	<u>5</u>	<u>45%</u>
TOTAL	1,993	100.0%	1,350	68%

1993

HOMICIDES	362	(18.6)%	362	100%
SUICIDES	218	(11.2)%	198	91%
ACCIDENTS	448	(23.0)%	389	87%
NATURAL	883	(45.4)%	353	40%
UNDETERMINED	30	(1.5)%	27	90%
UNCLASSIFIED	<u>6</u>	<u>(0.3)%</u>	<u>4</u>	<u>67%</u>
TOTAL	1,947	(100.0)%	1,333	68%

1992

HOMICIDES	351	(19.5)%	351	100%
SUICIDES	211	(11.7)%	186	88%
ACCIDENTS	379	(21.0)%	321	85%
NATURAL	820	(45.5)%	356	43%
UNDETERMINED	34	(1.9)%	32	94%
UNCLASSIFIED	<u>7</u>	<u>(0.4)%</u>	<u>6</u>	<u>86%</u>
TOTAL	1,802	(100.0)%	1,252	69%

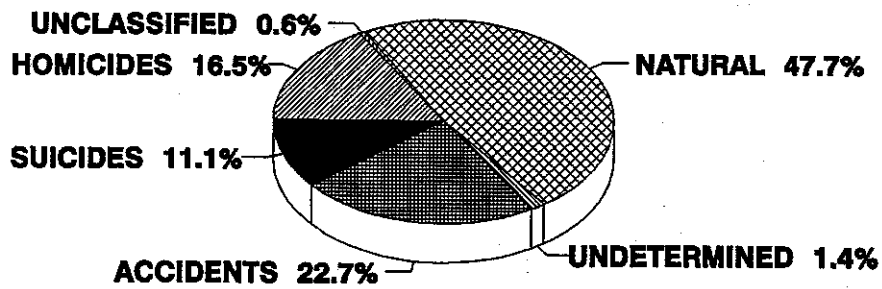
MANNER OF DEATH: BEXAR COUNTY CASES

	<u>1992</u>	<u>1993</u>	<u>1994</u>
HOMICIDES	290	293	250
SUICIDES	183	186	185
ACCIDENTS	335	384	394
NATURALS	773	831	903
UNDETERMINED	28	18	20
UNCLASSIFIED	<u>7</u>	<u>6</u>	<u>11</u>
TOTAL	1,616	1,718	1,763

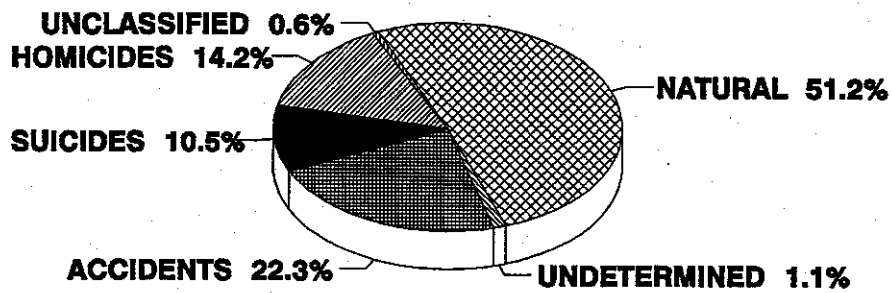
MANNER OF DEATH: CONTRACT CASES

	<u>1992</u>	<u>1993</u>	<u>1994</u>
HOMICIDES	61	69	79
SUICIDES	28	32	37
ACCIDENTS	44	64	58
NATURALS	47	52	48
UNDETERMINED	<u>6</u>	<u>12</u>	<u>8</u>
TOTAL	186	229	230

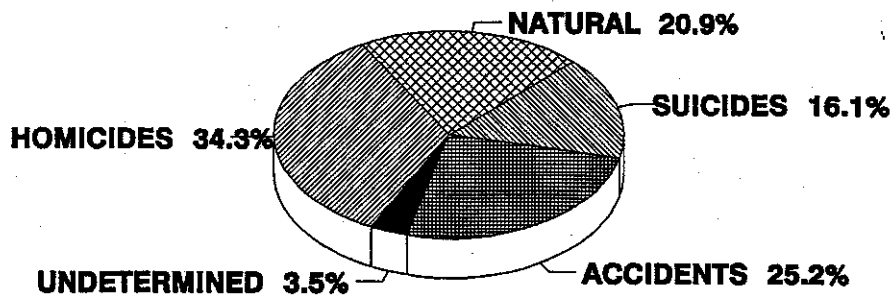
SUMMARY OF ALL CASES: 1994



BEXAR COUNTY CASES

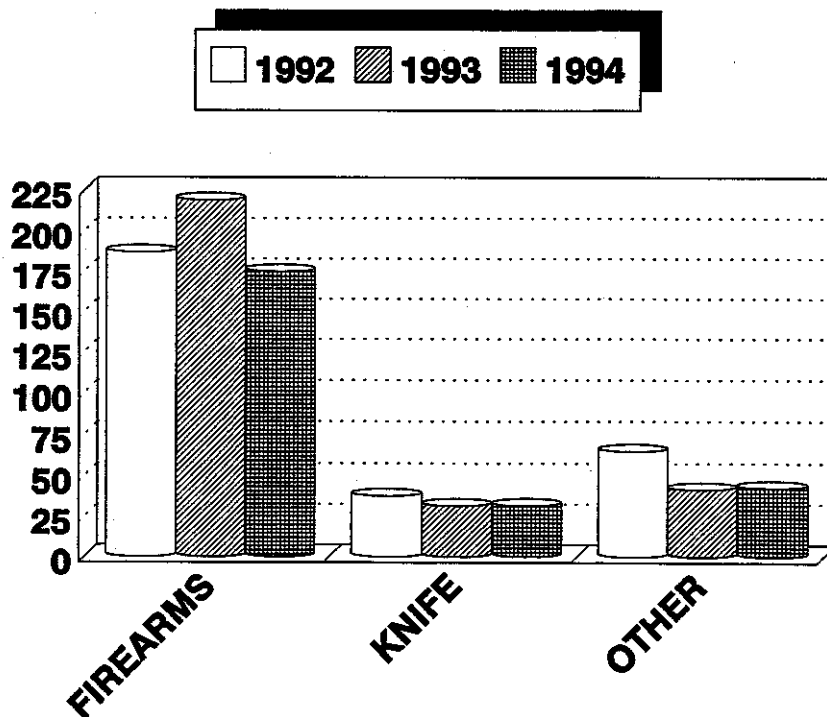


CONTRACT CASES



BEXAR COUNTY: HOMICIDES BY METHOD

	<u>1992</u>	<u>1993</u>	<u>1994</u>
FIREARMS	187	219	175
KNIFE	38	32	32
BLUNT FORCE	29	15	14
HIT & RUN	22	19	12
BURNS/FIRE	1	4	1
ASPHYXIA	7	2	7
ARRHYTHMIA DURING STRUGGLE	2	2	0
MULTIPLE METHODS	3	0	6
OTHER	<u>1</u>	<u>0</u>	<u>3</u>
TOTAL	290	293	250



BEXAR COUNTY: HOMICIDES BY AGE, RACE, SEX

	<u>1992</u>	<u>1993</u>	<u>1994</u>
RACE/SEX			
W/M	209	191	149
W/F	45	44	48
B/M	31	51	43
B/F	5	6	9
O/M	0	1	1
O/F	<u>0</u>	<u>0</u>	<u>0</u>
TOTAL	290	293	250

	AGE		
0-5	11	6	8
6-10	2	1	1
11-15	16	17	18
16-19	41	43	39
20-29	86	86	76
30-39	66	65	51
40-49	37	30	32
50-59	12	19	14
60-69	11	11	6
70-79	5	7	3
80-89	3	5	1
90-99	0	2	0
UNKNOWN	<u>0</u>	<u>1</u>	<u>1</u>
TOTAL	290	293	250

BEXAR COUNTY: HOMICIDES BY FIREARMS

TYPE OF WEAPON*

	<u>1992</u>	<u>1993</u>	<u>1994</u>
HANDGUN	138	138	123
CENTERFIRE RIFLE	6	23	23
RIMFIRE RIFLE	5	3	8
SHOTGUN	14	18	8
UNKNOWN	<u>29</u>	<u>39</u>	<u>20</u>
TOTAL	192	221	182

*More than one weapon was used in several cases in all years.

CALIBER OF HANDGUNS

.38/.357	47	35	31
9MM	16	24	30
.380 ACP	26	21	21
.25	22	24	11
.22	9	12	8
.32	11	6	9
.45 ACP	5	13	3
.40	1	3	5
OTHER	<u>1</u>	<u>0</u>	<u>5</u>
TOTAL	138	138	123

CALIBER OF CENTERFIRE RIFLES

7.62 X 39	3	19	19
OTHER	<u>3</u>	<u>4</u>	<u>4</u>
TOTAL	6	23	23

BEXAR COUNTY: DRUGS AND ALCOHOL IN HOMICIDE VICTIMS

1992 1993 1994

ALCOHOL/DRUGS ANALYSIS

NO TESTS PERFORMED	6	0	6
NEGATIVE FOR DRUGS & ALCOHOLS	106	115	105
POSITIVE FOR ALCOHOL	96	101	69
DRUGS ONLY	50	46	38
DRUGS AND ALCOHOL	<u>32</u>	<u>31</u>	<u>32</u>
TOTAL	290	293	250

ALCOHOL (g/dL)

<.05	24	38	22
.05-.099	23	13	26
.10-.199	36	40	27
.20-.299	37	33	20
.30+	<u>8</u>	<u>8</u>	<u>6</u>
TOTAL	128	132	101

BEXAR COUNTY: SUICIDES BY METHOD

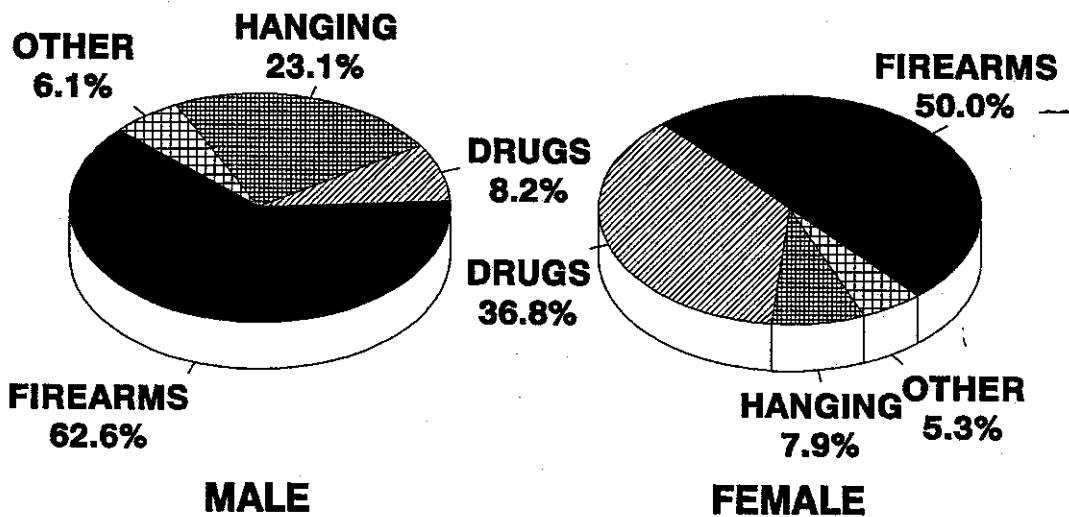
	<u>1992</u>		<u>1993</u>		<u>1994</u>	
	MALE	FEMALE	MALE	FEMALE	MALE	FEMALE
FIREARMS	91	21	96	27	92	19
DRUGS/CHEMICALS	16	16	9	13	12	14
HANGING	22	3	25	2	34	3
CARBON MONOXIDE	3	0	6	0	4	0
JUMPING	1	1	2	3	1	0
FIRE	2	0	2	0	2	0
KNIFE	3	1	0	0	2	0
ASPHYXIA	0	1	0	0	0	1
OTHER	<u>2</u>	<u>0</u>	<u>1</u>	<u>0</u>	<u>0</u>	<u>1</u>
TOTAL	140	43	141	45	147	38

TOTAL SUICIDES

183

186

185



BEXAR COUNTY: SUICIDES BY AGE, RACE, SEX


	<u>1992</u>	<u>1993</u>	<u>1994</u>
RACE/SEX			
W/M	130	134	137
W/F	40	44	36
B/M	8	7	9
B/F	2	1	0
O/M	2	0	1
O/F	<u>1</u>	<u>0</u>	<u>2</u>
TOTAL	183	186	185

	AGE		
< 15	7	6	7
15-19	15	24	14
20-29	32	44	45
30-39	46	41	50
40-49	36	33	27
50-59	19	17	14
60-69	12	9	11
70-79	12	9	15
80-89	4	3	1
90-99	0	0	0
UNKNOWN	<u>0</u>	<u>0</u>	<u>1</u>
TOTAL	183	186	185

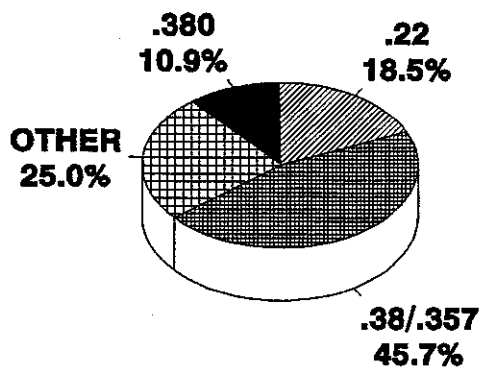
BEXAR COUNTY: SUICIDES BY FIREARMS

<u>TYPE OF WEAPON</u>	<u>1992</u>	<u>1993</u>	<u>1994</u>
HANDGUN	90	99	92
CENTERFIRE RIFLE	6	5	7
RIMFIRE RIFLE	7	9	4
SHOTGUN	4	8	6
DERRINGER	2	1	0
ZIP GUN	1	1	0
UNKNOWN	<u>2</u>	<u>0</u>	<u>2</u>
TOTAL	112	123	111

<u>CALIBER OF HANDGUNS</u>	<u>1992</u>	<u>1993</u>	<u>1994</u>
.38/.357	35	38	42
.22	15	22	17
.25	13	7	4
.32	9	9	4
.45 ACP	5	4	2
.380 ACP	7	11	10
9MM	2	7	7
OTHER	<u>4</u>	<u>1</u>	<u>6</u>
TOTAL	90	99	92



WEAPON



HANDGUN CALIBER

BEXAR COUNTY: DRUGS AND ALCOHOL IN SUICIDE VICTIMS

1992 1993 1994

ALCOHOL/DRUGS ANALYSIS

NO TESTS PERFORMED	1	1	4
NEGATIVE FOR DRUGS & ALCOHOLS	62	69	63
POSITIVE FOR ALCOHOL	45	40	54
DRUGS ONLY	53	57	39
DRUGS AND ALCOHOL	<u>22</u>	<u>19</u>	<u>25</u>
TOTAL	183	186	185

ALCOHOL (g/dL)

<.05	18	10	20
.05-.099	8	15	14
.10-.199	26	17	25
.20-.299	14	13	16
.30+	<u>1</u>	<u>4</u>	<u>4</u>
TOTAL	67	59	79

BEXAR COUNTY: TEENAGE SUICIDES

	<u>1992</u>	<u>1993</u>	<u>1994</u>
METHOD			
FIREARMS	17	18	16
HANGING	3	8	3
DRUGS	2	1	2
OTHER	<u>0</u>	<u>3</u>	<u>0</u>
TOTAL	22	30	21

	RACE/SEX		
W/M	17	21	14
W/F	3	7	5
B/M	2	2	<u>1</u>
B/F	0	0	0
O/M	0	0	1
O/F	<u>0</u>	<u>0</u>	<u>0</u>
TOTAL	22	30	21

**BEXAR COUNTY: CHILD HOMICIDES
AGES 0 - 5 YEARS**

	<u>1992</u>	<u>1993</u>	<u>1994</u>
RACE/SEX			
W/M	5	3	5
W/F	5	2	3
B/M	1	1	0
B/F	<u>0</u>	<u>0</u>	<u>0</u>
TOTAL	11	6	8


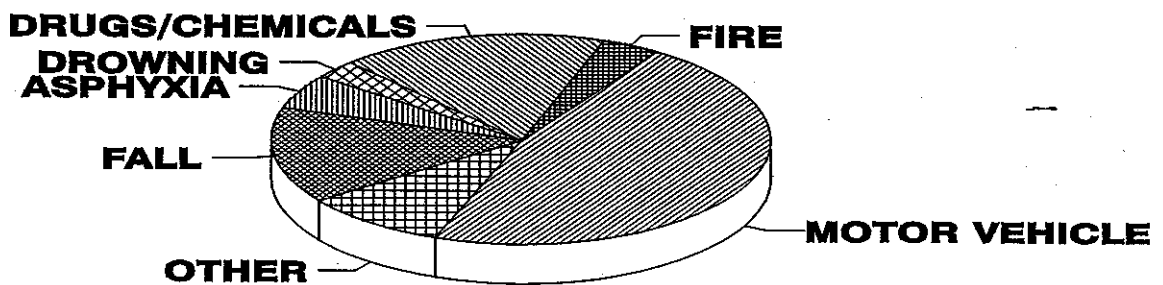
METHOD			
CRANIOCEREBRAL INJURIES	3	0	0
BLUNT FORCE	5	2	3
DRUG OVERDOSE	0	0	1
ASPHYXIA	3	0	1
GUNSHOT WOUND(S)	0	3	3
SCALD BURNS	<u>0</u>	<u>1</u>	<u>0</u>
TOTAL	11	6	8

BEXAR COUNTY: SUDDEN INFANT DEATH SYNDROME

RACE/SEX			
W/M	16	21	23
W/F	12	7	8
B/M	2	2	1
B/F	<u>2</u>	<u>0</u>	<u>1</u>
TOTAL	32	30	33

BEXAR COUNTY: ACCIDENTAL DEATHS

	<u>1992</u>	<u>1993</u>	<u>1994</u>	
MOTOR VEHICLE	148	198	183	(46.4%)
FALL	47	63	59	(15.0%)
DRUGS/CHEMICALS	58	49	68	(17.2%)
FIRE	13	13	15	(3.8%)
DROWNING	25	23	11	(2.8%)
ASPHYXIA	16	10	21	(5.3%)
FIREARMS	7	5	1	(0.3%)
TRAIN	1	7	5	(1.3%)
OTHER	<u>20</u>	<u>16</u>	<u>31</u>	(7.9%)
TOTAL	335	384	394	



1994

BEXAR COUNTY: MOTOR VEHICLE OPERATORS

1992

1993

1994

ALCOHOL/DRUGS ANALYSIS

NO TESTS PERFORMED	2	1	3
NO ALCOHOL	11	21	23
POSTIVE FOR ALCOHOL	29	35	32
DRUGS ONLY	7	7	4
DRUGS AND ALCOHOL	<u>5</u>	<u>8</u>	<u>4</u>
TOTAL	54	72	66

ALCOHOL (g/dL)

<.05	1	1	1
.05 - .099	7	4	3
.10-.199	11	15	16
.20-.299	15	16	14
.30+	<u>0</u>	<u>7</u>	<u>2</u>
TOTAL	34	43	36

SEATBELT USE

YES	10	16	19
NO	24	32	25
UNKNOWN	<u>20</u>	<u>24</u>	<u>22</u>
TOTAL	54	72	66

SEX

MALE	41	57	51
FEMALE	<u>13</u>	<u>15</u>	<u>15</u>
TOTAL	54	72	66

BEXAR COUNTY: MOTORCYCLE OPERATORS

1992

1993

1994

ALCOHOL/DRUGS ANALYSIS

NO TESTS PERFORMED	0	0	0
NO ALCOHOL	1	1	1
POSTIVE FOR ALCOHOL	3	1	3
DRUGS ONLY	1	1	0
DRUGS AND ALCOHOL	<u>2</u>	<u>5</u>	<u>1</u>
TOTAL	7	8	5

ALCOHOL (g/dL)

<.05	0	1	0
.05 - .099	1	1	1
.10-.199	2	1	1
.20-.299	2	3	2
.30+	<u>0</u>	<u>0</u>	<u>0</u>
TOTAL	5	6	4

HELMET USE

YES	5	7	3
NO	1	1	0
UNKNOWN	<u>1</u>	<u>0</u>	<u>2</u>
TOTAL	7	8	5

SEX

MALE	6	8	5
FEMALE	<u>1</u>	<u>0</u>	<u>0</u>
TOTAL	7	8	5

BEXAR COUNTY: PEDESTRIANS

1992

1993

1994

ALCOHOL (g/dL)

NO TESTS PERFORMED	2	3	0
NO ALCOHOL	11	26	14
<.05	0	1	3
.05 - .099	1	0	2
.10-.199	6	4	2
.20-.299	5	3	5
.30+	<u>0</u>	<u>3</u>	<u>3</u>
TOTAL	25	40	29

AGE

0-5	2	1	1
6-10	0	3	1
11-15	0	3	0
16-19	0	2	4
20-29	7	6	5
30-39	4	7	8
40-49	4	3	4
50-59	2	1	2
60-69	2	5	2
70-79	3	7	1
80-89	<u>1</u>	<u>2</u>	<u>1</u>
TOTAL	25	40	29

SEX

MALE	21	29	22
FEMALE	<u>4</u>	<u>11</u>	<u>7</u>
TOTAL	25	40	29

BEXAR COUNTY: DEATHS DUE TO DRUGS/TOXIC SUBSTANCES

	<u>1992</u>	<u>1993</u>	<u>1994</u>
HEROIN	15	20	30
COCAINE	26	10	20
HEROIN AND COCAINE	2	8	8
NARCOTICS*	4	4	1
TRICYCLIC ANTIDEPRESSANTS	8	5	6
PROPOXYHENE	6	0	3
MIXED DRUGS	10	12	14
BARBITURATES	1	2	0
ETHYL ALCOHOL	5	5	3
CARBON MONOXIDE	6	13	6
OTHER	<u>11</u>	<u>7</u>	<u>9</u>
TOTAL	94	86	100

*OTHER THAN HEROIN OR COCAINE