


BEXAR COUNTY, TEXAS

**MONTHLY FINANCIAL REPORT
(Unaudited and Unadjusted)**

November 30, 2018



**Leo S. Caldera, CIA, CGAP
BEXAR COUNTY AUDITOR**

Joe Yebra, MBA, CISA
First Assistant County Auditor



Paul Elizondo Tower
101 W. Nueva, Suite 800
San Antonio, Texas 78205
Phone: (210) 335-2301
Fax: (210) 335-2996
aufrontdesk@bexar.org

Leo S. Caldera, CIA, CGAP
BEXAR COUNTY AUDITOR

Honorable District Judges of Bexar County and Honorable Members of the Bexar County Commissioners Court:

The unaudited and unadjusted Monthly Financial Report of Bexar County, Texas for the two months ending November 30, 2018 is submitted herewith. This report is submitted as required by Section 114.023 of the Texas Local Government Code and was prepared by the County Auditor's Office staff.

The Monthly Financial Report is presented in eight sections:

1. The consolidated balance sheet
2. Schedule of County bank balances
3. Schedule of County investments
4. Schedule of receipts and disbursements
5. Schedule of transfers to and from each fund
6. Schedule of outstanding debt
7. Schedule of debt requirements
8. General Fund summarized budget statement

The Required Financial Statements & Schedules section presents certain financial data that is required by state statute.

Should you have any questions concerning this report, please contact Matthew Harrison of the Auditor's Office at (210) 335-3162.

Respectfully,

A handwritten signature in blue ink that reads "Leo S. Caldera".

Leo S. Caldera, CIA, CGAP
County Auditor

Bexar County, Texas
Unaudited Consolidated Balance Sheet
Primary Government
November 30, 2018

| | <u>General Fund</u> | <u>Debt Service</u> | <u>Capital Projects</u> | <u>County Clerk Records Management</u> |
|---|-----------------------|-----------------------|-------------------------|--|
| ASSETS | | | | |
| Cash and investments | \$ 74,295,633 | \$ 106,542,525 | \$ 433,312,902 | \$ 28,891,090 |
| Receivables: | | | | |
| Taxes, Net | 329,193,153 | 73,749,609 | 16,614,167 | - |
| Accounts receivable | 12,833,998 | - | 6,759,028 | 12,695 |
| Due from other funds | - | - | - | - |
| Advances to other funds | 20,935,809 | - | - | - |
| Due from other governments | 1,539,059 | - | - | - |
| Inventories | 386,879 | - | - | - |
| Accrued interest | 1,902,680 | - | - | - |
| Deferred charges | 151,433 | - | - | - |
| Deposits | - | - | - | - |
| Capital assets, less accumulated depreciation | - | - | - | - |
| TOTAL ASSETS | \$ 441,238,644 | \$ 180,292,134 | \$ 456,686,096 | \$ 28,903,785 |
| LIABILITIES AND FUND BALANCES | | | | |
| LIABILITIES | | | | |
| Vouchers payable | \$ 4,751,497 | \$ - | \$ - | \$ - |
| Accrued liabilities | 17,565,788 | - | 526,537 | 124,225 |
| Accrued interest payable | - | - | - | - |
| Due to other funds | - | - | - | - |
| Advances from other funds | - | - | 4,330,184 | - |
| Due to other governmental units | 2,488,362 | - | 3,172,797 | - |
| Deferred revenue | 341,300,154 | 73,749,609 | 16,614,167 | - |
| Contract retainage payable | - | - | 8,434,864 | - |
| Contracts payable | - | - | - | - |
| OPEB obligation | - | - | - | - |
| Revenue bonds payable | - | - | - | - |
| TOTAL LIABILITIES | 366,105,801 | 73,749,609 | 33,078,549 | 124,225 |
| FUND BALANCES | | | | |
| Fund balances | | | | |
| for debt service | - | 106,542,525 | - | - |
| for capital expenditures | - | - | 423,607,548 | - |
| for general fund | 75,132,842 | - | - | - |
| for grant awards | - | - | - | - |
| for administrative commitments | - | - | - | - |
| for enterprise funds | - | - | - | - |
| for internal service funds | - | - | - | - |
| for special revenue funds | - | - | - | 28,779,560 |
| TOTAL FUND BALANCES | 75,132,842 | 106,542,525 | 423,607,548 | 28,779,560 |
| TOTAL LIABILITIES AND FUND BALANCES | \$ 441,238,644 | \$ 180,292,134 | \$ 456,686,096 | \$ 28,903,785 |

Bexar County, Texas
Unaudited Consolidated Balance Sheet
Primary Government
November 30, 2018

| | <u>County Wide Records Management</u> | <u>Courthouse Security</u> | <u>Justice of Peace Technology</u> | <u>Fire Code</u> |
|---|---|--------------------------------|--|---------------------|
| ASSETS | | | | |
| Cash and investments | \$ 180,798 | \$ 252,698 | \$ 95,813 | \$ 4,707,628 |
| Receivables: | | | | |
| Taxes, Net | - | - | - | - |
| Accounts receivable | 31,961 | 54,952 | 27,039 | - |
| Due from other funds | - | - | - | - |
| Advances to other funds | - | - | - | - |
| Due from other governments | - | - | - | - |
| Inventories | - | - | - | - |
| Accrued interest | - | - | - | - |
| Deferred charges | - | - | - | - |
| Deposits | - | - | - | - |
| Capital assets, less accumulated depreciation | - | - | - | - |
| TOTAL ASSETS | \$ 212,758 | \$ 307,650 | \$ 122,853 | \$ 4,707,628 |
| LIABILITIES AND FUND BALANCES | | | | |
| LIABILITIES | | | | |
| Vouchers payable | \$ - | \$ - | \$ - | \$ - |
| Accrued liabilities | 14,439 | 17,458 | - | 15,173 |
| Accrued interest payable | - | - | - | - |
| Due to other funds | - | - | - | - |
| Advances from other funds | - | - | - | - |
| Due to other governmental units | - | - | - | - |
| Deferred revenue | - | - | - | - |
| Contract retainage payable | - | - | - | - |
| Contracts payable | - | - | - | - |
| OPEB obligation | - | - | - | - |
| Revenue bonds payable | - | - | - | - |
| TOTAL LIABILITIES | 14,439 | 17,458 | - | 15,173 |
| FUND BALANCES | | | | |
| Fund balances | | | | |
| for debt service | - | - | - | - |
| for capital expenditures | - | - | - | - |
| for general fund | - | - | - | - |
| for grant awards | - | - | - | - |
| for administrative commitments | - | - | - | - |
| for enterprise funds | - | - | - | - |
| for internal service funds | - | - | - | - |
| for special revenue funds | 198,320 | 290,192 | 122,853 | 4,692,455 |
| TOTAL FUND BALANCES | 198,320 | 290,192 | 122,853 | 4,692,455 |
| TOTAL LIABILITIES AND FUND BALANCES | \$ 212,758 | \$ 307,650 | \$ 122,853 | \$ 4,707,628 |

Bexar County, Texas
Unaudited Consolidated Balance Sheet
Primary Government
November 30, 2018

| | <u>District Clerk Records Management</u> | <u>Law Library</u> | <u>County Wide Court Technology</u> | <u>Dispute Resolution</u> | <u>Justice of Peace Security Fund</u> |
|---|--|--------------------|---|-------------------------------|---|
| ASSETS | | | | | |
| Cash and investments | \$ 398,562 | \$ 288,874 | \$ 100,640 | \$ 25,327 | \$ 583,159 |
| Receivables: | | | | | |
| Taxes, Net | - | - | - | - | - |
| Accounts receivable | 48,036 | 86,560 | 321 | 82,733 | - |
| Due from other funds | - | - | - | - | - |
| Advances to other funds | - | - | - | - | - |
| Due from other governments | - | - | - | - | - |
| Inventories | - | - | - | - | - |
| Accrued interest | - | - | - | - | - |
| Deferred charges | - | - | - | - | - |
| Deposits | - | - | - | - | - |
| Capital assets, less accumulated depreciation | - | - | - | - | - |
| TOTAL ASSETS | \$ 446,597 | \$ 375,434 | \$ 100,961 | \$ 108,061 | \$ 583,159 |
| LIABILITIES AND FUND BALANCES | | | | | |
| LIABILITIES | | | | | |
| Vouchers payable | \$ - | \$ - | \$ - | \$ - | \$ - |
| Accrued liabilities | - | 7,979 | - | 10,969 | - |
| Accrued interest payable | - | - | - | - | - |
| Due to other funds | - | - | - | - | - |
| Advances from other funds | - | - | - | - | - |
| Due to other governmental units | - | 605 | - | - | - |
| Deferred revenue | - | - | - | - | - |
| Contract retainage payable | - | - | - | - | - |
| Contracts payable | - | - | - | - | - |
| OPEB obligation | - | - | - | - | - |
| Revenue bonds payable | - | - | - | - | - |
| TOTAL LIABILITIES | - | 8,583 | - | 10,969 | - |
| FUND BALANCES | | | | | |
| Fund balances | | | | | |
| for debt service | - | - | - | - | - |
| for capital expenditures | - | - | - | - | - |
| for general fund | - | - | - | - | - |
| for grant awards | - | - | - | - | - |
| for administrative commitments | - | - | - | - | - |
| for enterprise funds | - | - | - | - | - |
| for internal service funds | - | - | - | - | - |
| for special revenue funds | 446,597 | 366,850 | 100,961 | 97,091 | 583,159 |
| TOTAL FUND BALANCES | 446,597 | 366,850 | 100,961 | 97,091 | 583,159 |
| TOTAL LIABILITIES AND FUND BALANCES | \$ 446,597 | \$ 375,434 | \$ 100,961 | \$ 108,061 | \$ 583,159 |

Bexar County, Texas
Unaudited Consolidated Balance Sheet
Primary Government
November 30, 2018

| | <u>Domestic Relations</u> | <u>Probate Contribution</u> | <u>LEOSE</u> | <u>Child Abuse Prevention</u> | <u>Drug Court Program</u> |
|---|-------------------------------|---------------------------------|-------------------|-----------------------------------|-------------------------------|
| ASSETS | | | | | |
| Cash and investments | \$ 112,612 | \$ 361,561 | \$ 221,413 | \$ 13,899 | \$ (7,135) |
| Receivables: | | | | | |
| Taxes, Net | - | - | - | - | - |
| Accounts receivable | 36,586 | - | - | - | 257 |
| Due from other funds | - | - | - | - | - |
| Advances to other funds | - | - | - | - | - |
| Due from other governments | - | - | - | - | - |
| Inventories | - | - | - | - | - |
| Accrued interest | - | - | - | - | - |
| Deferred charges | - | - | - | - | - |
| Deposits | - | - | - | - | - |
| Capital assets, less accumulated depreciation | - | - | - | - | - |
| TOTAL ASSETS | \$ 149,198 | \$ 361,561 | \$ 221,413 | \$ 13,899 | \$ (6,877) |
| LIABILITIES AND FUND BALANCES | | | | | |
| LIABILITIES | | | | | |
| Vouchers payable | \$ - | \$ - | \$ 418 | \$ - | \$ - |
| Accrued liabilities | 11,819 | 6,001 | 2,275 | - | 3,702 |
| Accrued interest payable | - | - | - | - | - |
| Due to other funds | - | - | - | - | - |
| Advances from other funds | - | - | - | - | - |
| Due to other governmental units | - | 160,287 | - | - | - |
| Deferred revenue | - | - | - | - | - |
| Contract retainage payable | - | - | - | - | - |
| Contracts payable | - | - | - | - | - |
| OPEB obligation | - | - | - | - | - |
| Revenue bonds payable | - | - | - | - | - |
| TOTAL LIABILITIES | 11,819 | 166,288 | 2,692 | - | 3,702 |
| FUND BALANCES | | | | | |
| Fund balances | | | | | |
| for debt service | - | - | - | - | - |
| for capital expenditures | - | - | - | - | - |
| for general fund | - | - | - | - | - |
| for grant awards | - | - | - | - | - |
| for administrative commitments | - | - | - | - | - |
| for enterprise funds | - | - | - | - | - |
| for internal service funds | - | - | - | - | - |
| for special revenue funds | 137,378 | 195,273 | 218,721 | 13,899 | (10,579) |
| TOTAL FUND BALANCES | 137,378 | 195,273 | 218,721 | 13,899 | (10,579) |
| TOTAL LIABILITIES AND FUND BALANCES | \$ 149,198 | \$ 361,561 | \$ 221,413 | \$ 13,899 | \$ (6,877) |

Bexar County, Texas
Unaudited Consolidated Balance Sheet
Primary Government
November 30, 2018

| | <u>Family Protection Fee</u> | <u>District Clerk Records Technology</u> | <u>Juvenile Case Manager</u> | <u>Probate Guardianship</u> |
|---|----------------------------------|--|----------------------------------|---------------------------------|
| ASSETS | | | | |
| Cash and investments | \$ (125,883) | \$ 37,118 | \$ 21,158 | \$ 187,814 |
| Receivables: | | | | |
| Taxes, Net | - | - | - | - |
| Accounts receivable | 13,132 | 34,983 | 39,877 | 12,440 |
| Due from other funds | - | - | - | - |
| Advances to other funds | - | - | - | - |
| Due from other governments | - | - | - | - |
| Inventories | - | - | - | - |
| Accrued interest | - | - | - | - |
| Deferred charges | - | - | - | - |
| Deposits | - | - | - | - |
| Capital assets, less accumulated depreciation | - | - | - | - |
| TOTAL ASSETS | <u><u>\$ (112,750)</u></u> | <u><u>\$ 72,102</u></u> | <u><u>\$ 61,036</u></u> | <u><u>\$ 200,254</u></u> |
| LIABILITIES AND FUND BALANCES | | | | |
| LIABILITIES | | | | |
| Vouchers payable | \$ - | \$ - | \$ - | \$ - |
| Accrued liabilities | - | - | 80,181 | - |
| Accrued interest payable | - | - | - | - |
| Due to other funds | - | - | - | - |
| Advances from other funds | - | - | - | - |
| Due to other governmental units | 3,142 | - | - | - |
| Deferred revenue | - | - | - | - |
| Contract retainage payable | - | - | - | - |
| Contracts payable | - | - | - | - |
| OPEB obligation | - | - | - | - |
| Revenue bonds payable | - | - | - | - |
| TOTAL LIABILITIES | <u>3,142</u> | <u>-</u> | <u>80,181</u> | <u>-</u> |
| FUND BALANCES | | | | |
| Fund balances | | | | |
| for debt service | - | - | - | - |
| for capital expenditures | - | - | - | - |
| for general fund | - | - | - | - |
| for grant awards | - | - | - | - |
| for administrative commitments | - | - | - | - |
| for enterprise funds | - | - | - | - |
| for internal service funds | - | - | - | - |
| for special revenue funds | (115,892) | 72,102 | (19,146) | 200,254 |
| TOTAL FUND BALANCES | <u>(115,892)</u> | <u>72,102</u> | <u>(19,146)</u> | <u>200,254</u> |
| TOTAL LIABILITIES AND FUND BALANCES | <u><u>\$ (112,750)</u></u> | <u><u>\$ 72,102</u></u> | <u><u>\$ 61,036</u></u> | <u><u>\$ 200,254</u></u> |

Bexar County, Texas
Unaudited Consolidated Balance Sheet
Primary Government
November 30, 2018

| | <u>Probate Education</u> | <u>Juvenile Delinquency Prevention</u> | <u>Grants</u> | <u>Technology Improvement</u> |
|---|------------------------------|--|----------------------|-----------------------------------|
| ASSETS | | | | |
| Cash and investments | \$ 278,048 | \$ 27,947 | \$ 12,309,257 | \$ 3,206,021 |
| Receivables: | | | | |
| Taxes, Net | - | - | - | - |
| Accounts receivable | 3,106 | - | 140,594 | - |
| Due from other funds | - | - | - | - |
| Advances to other funds | - | - | - | - |
| Due from other governments | - | - | 8,898 | - |
| Inventories | - | - | - | - |
| Accrued interest | - | - | - | - |
| Deferred charges | - | - | - | - |
| Deposits | - | - | - | - |
| Capital assets, less accumulated depreciation | - | - | - | - |
| TOTAL ASSETS | \$ 281,154 | \$ 27,947 | \$ 12,458,749 | \$ 3,206,021 |
| LIABILITIES AND FUND BALANCES | | | | |
| LIABILITIES | | | | |
| Vouchers payable | \$ - | \$ - | \$ - | \$ - |
| Accrued liabilities | 121 | - | 2,077,031 | 10,777 |
| Accrued interest payable | - | - | - | - |
| Due to other funds | - | - | - | - |
| Advances from other funds | - | - | 250,000 | - |
| Due to other governmental units | - | - | - | - |
| Deferred revenue | - | - | - | - |
| Contract retainage payable | - | - | - | - |
| Contracts payable | - | - | - | - |
| OPEB obligation | - | - | - | - |
| Revenue bonds payable | - | - | - | - |
| TOTAL LIABILITIES | 121 | - | 2,327,031 | 10,777 |
| FUND BALANCES | | | | |
| Fund balances | | | | |
| for debt service | - | - | - | - |
| for capital expenditures | - | - | - | - |
| for general fund | - | - | - | - |
| for grant awards | - | - | 10,131,718 | - |
| for administrative commitments | - | - | - | - |
| for enterprise funds | - | - | - | - |
| for internal service funds | - | - | - | - |
| for special revenue funds | 281,032 | 27,947 | - | 3,195,244 |
| TOTAL FUND BALANCES | 281,032 | 27,947 | 10,131,718 | 3,195,244 |
| TOTAL LIABILITIES AND FUND BALANCES | \$ 281,154 | \$ 27,947 | \$ 12,458,749 | \$ 3,206,021 |

Bexar County, Texas
Unaudited Consolidated Balance Sheet
Primary Government
November 30, 2018

| | <u>Stormwater Mitigation</u> | <u>Chapter 19 Voter Registration</u> | <u>Election Contracting Services</u> | <u>Tax Collector's Special Inventory</u> |
|---|----------------------------------|--|--|--|
| ASSETS | | | | |
| Cash and investments | \$ 7,070,622 | \$ (155,733) | \$ 774,242 | \$ 11,078 |
| Receivables: | | | | |
| Taxes, Net | - | - | - | - |
| Accounts receivable | - | 23,689 | - | - |
| Due from other funds | - | - | - | - |
| Advances to other funds | - | - | - | - |
| Due from other governments | - | - | - | - |
| Inventories | - | - | - | - |
| Accrued interest | - | - | - | - |
| Deferred charges | - | - | - | - |
| Deposits | - | - | - | - |
| Capital assets, less accumulated depreciation | - | - | - | - |
| TOTAL ASSETS | <u><u>\$ 7,070,622</u></u> | <u><u>\$ (132,043)</u></u> | <u><u>\$ 774,242</u></u> | <u><u>\$ 11,078</u></u> |
| LIABILITIES AND FUND BALANCES | | | | |
| LIABILITIES | | | | |
| Vouchers payable | \$ - | \$ - | \$ - | \$ - |
| Accrued liabilities | 17,821 | - | 96 | 363 |
| Accrued interest payable | - | - | - | - |
| Due to other funds | - | - | - | - |
| Advances from other funds | - | - | 150,000 | - |
| Due to other governmental units | - | - | - | - |
| Deferred revenue | - | 51 | - | - |
| Contract retainage payable | - | - | 2,870,933 | - |
| Contracts payable | - | - | - | - |
| OPEB obligation | - | - | - | - |
| Revenue bonds payable | - | - | - | - |
| TOTAL LIABILITIES | <u><u>17,821</u></u> | <u><u>51</u></u> | <u><u>3,021,029</u></u> | <u><u>363</u></u> |
| FUND BALANCES | | | | |
| Fund balances | | | | |
| for debt service | - | - | - | - |
| for capital expenditures | - | - | - | - |
| for general fund | - | - | - | - |
| for grant awards | - | - | - | - |
| for administrative commitments | - | - | - | - |
| for enterprise funds | - | - | - | - |
| for internal service funds | - | - | - | - |
| for special revenue funds | 7,052,801 | (132,094) | (2,246,787) | 10,714 |
| TOTAL FUND BALANCES | <u><u>7,052,801</u></u> | <u><u>(132,094)</u></u> | <u><u>(2,246,787)</u></u> | <u><u>10,714</u></u> |
| TOTAL LIABILITIES AND FUND BALANCES | <u><u>\$ 7,070,622</u></u> | <u><u>\$ (132,043)</u></u> | <u><u>\$ 774,242</u></u> | <u><u>\$ 11,078</u></u> |

Bexar County, Texas
Unaudited Consolidated Balance Sheet
Primary Government
November 30, 2018

| | <u>District Attorney Programs</u> | <u>Asset Forfeitures</u> | <u>Bexar County Housing Finance Corporation</u> | <u>Bexar County Health Facilities Development Corporation</u> |
|---|---|--------------------------|---|---|
| ASSETS | | | | |
| Cash and investments | \$ 544,171 | \$ 4,419,633 | \$ 1,864,609 | \$ 231,666 |
| Receivables: | | | | |
| Taxes, Net | - | - | - | - |
| Accounts receivable | - | 525 | - | - |
| Due from other funds | - | - | - | - |
| Advances to other funds | - | - | - | - |
| Due from other governments | - | 405 | - | - |
| Inventories | - | - | - | - |
| Accrued interest | - | - | - | - |
| Deferred charges | - | - | - | - |
| Deposits | - | - | - | - |
| Capital assets, less accumulated depreciation | - | - | - | - |
| TOTAL ASSETS | \$ 544,171 | \$ 4,420,563 | \$ 1,864,609 | \$ 231,666 |
| LIABILITIES AND FUND BALANCES | | | | |
| LIABILITIES | | | | |
| Vouchers payable | \$ - | \$ - | \$ - | \$ - |
| Accrued liabilities | 8,543 | 10,362 | - | - |
| Accrued interest payable | - | - | - | - |
| Due to other funds | - | - | - | - |
| Advances from other funds | - | - | - | - |
| Due to other governmental units | - | - | - | - |
| Deferred revenue | - | - | - | - |
| Contract retainage payable | - | - | - | - |
| Contracts payable | - | - | - | - |
| OPEB obligation | - | - | - | - |
| Revenue bonds payable | - | - | - | - |
| TOTAL LIABILITIES | 8,543 | 10,362 | - | - |
| FUND BALANCES | | | | |
| Fund balances | | | | |
| for debt service | - | - | - | - |
| for capital expenditures | - | - | - | - |
| for general fund | - | - | - | - |
| for grant awards | - | - | - | - |
| for administrative commitments | - | - | - | - |
| for enterprise funds | - | - | - | - |
| for internal service funds | - | - | - | - |
| for special revenue funds | 535,628 | 4,410,201 | 1,864,609 | 231,666 |
| TOTAL FUND BALANCES | 535,628 | 4,410,201 | 1,864,609 | 231,666 |
| TOTAL LIABILITIES AND FUND BALANCES | \$ 544,171 | \$ 4,420,563 | \$ 1,864,609 | \$ 231,666 |

Bexar County, Texas
Unaudited Consolidated Balance Sheet
Primary Government
November 30, 2018

| | <u>Bexar County Industrial Development Corporation</u> | <u>Community Venue Fund</u> | <u>Nonmajor Enterprise Funds</u> | <u>Internal Service Funds</u> |
|---|--|---------------------------------|--|-----------------------------------|
| ASSETS | | | | |
| Cash and investments | \$ 1,784 | \$ 112,589,188 | \$ 3,324,136 | \$ 14,439,474 |
| Receivables: | | | | - |
| Taxes, Net | - | - | - | - |
| Accounts receivable | - | 158,555 | 17 | - |
| Due from other funds | - | - | - | - |
| Advances to other funds | - | - | - | - |
| Due from other governments | - | - | - | - |
| Inventories | - | - | - | 255,920 |
| Accrued interest | - | 1 | - | - |
| Deferred charges | - | 5,758,202 | 668,749 | 408,741 |
| Deposits | - | - | - | - |
| Capital assets, less accumulated depreciation | - | 221,343,541 | 287,651 | 688,429 |
| TOTAL ASSETS | \$ 1,784 | \$ 339,849,488 | \$ 4,280,552 | \$ 15,792,565 |
| LIABILITIES AND FUND BALANCES | | | | |
| LIABILITIES | | | | |
| Vouchers payable | \$ - | \$ - | \$ 546 | \$ - |
| Accrued liabilities | - | 981 | 52,678 | 7,954,724 |
| Accrued interest payable | - | 2,401,754 | - | - |
| Due to other funds | - | - | - | - |
| Advances from other funds | - | - | - | 110,000 |
| Due to other governmental units | - | 4,492,339 | 8,192 | - |
| Deferred revenue | - | 2,529 | 57,031 | 33,458 |
| Contract retainage payable | - | - | - | - |
| Contracts payable | - | - | - | - |
| OPEB obligation | - | 52,526 | 1,184,465 | 73,206,952 |
| Revenue bonds payable | - | 385,917,218 | - | - |
| TOTAL LIABILITIES | - | 392,867,347 | 1,302,912 | 81,305,133 |
| FUND BALANCES | | | | |
| Fund balances | | | | |
| for debt service | - | - | - | - |
| for capital expenditures | - | - | - | - |
| for general fund | - | - | - | - |
| for grant awards | - | - | - | - |
| for administrative commitments | - | - | - | - |
| for enterprise funds | - | (53,017,859) | 2,977,641 | - |
| for internal service funds | - | - | - | (65,512,569) |
| for special revenue funds | 1,784 | - | - | - |
| TOTAL FUND BALANCES | 1,784 | (53,017,859) | 2,977,641 | (65,512,569) |
| TOTAL LIABILITIES AND FUND BALANCES | \$ 1,784 | \$ 339,849,488 | \$ 4,280,552 | \$ 15,792,565 |

Bexar County, Texas
Unaudited Consolidated Balance Sheet
Primary Government
November 30, 2018

| | Total |
|---|-------------------------|
| ASSETS | |
| Cash and investments | \$ 811,434,350 |
| Receivables: | |
| Taxes, Net | 419,556,929 |
| Accounts receivable | 20,401,085 |
| Due from other funds | - |
| Advances to other funds | 20,935,809 |
| Due from other governments | 1,548,362 |
| Inventories | 642,798 |
| Accrued interest | 1,902,681 |
| Deferred charges | 6,987,126 |
| Deposits | - |
| Capital assets, less accumulated depreciation | 222,319,621 |
| TOTAL ASSETS | \$ 1,505,728,760 |
| LIABILITIES AND FUND BALANCES | |
| LIABILITIES | |
| Vouchers payable | \$ 4,752,461 |
| Accrued liabilities | 28,520,042 |
| Accrued interest payable | 2,401,754 |
| Due to other funds | - |
| Advances from other funds | 4,840,184 |
| Due to other governmental units | 10,325,724 |
| Deferred revenue | 431,756,999 |
| Contract retainage payable | 11,305,797 |
| Contracts payable | - |
| OPEB obligation | 74,443,942 |
| Revenue bonds payable | 385,917,218 |
| TOTAL LIABILITIES | 954,264,121 |
| FUND BALANCES | |
| Fund balances | |
| for debt service | 106,542,525 |
| for capital expenditures | 423,607,548 |
| for general fund | 75,132,842 |
| for grant awards | 10,131,718 |
| for administrative commitments | - |
| for enterprise funds | (50,040,219) |
| for internal service funds | (65,512,569) |
| for special revenue funds | 51,602,794 |
| TOTAL FUND BALANCES | 551,464,639 |
| TOTAL LIABILITIES AND FUND BALANCES | \$ 1,505,728,760 |

BEXAR COUNTY, TEXAS
SCHEDULE OF BANK ACCOUNT BALANCES
November 30, 2018

Bank of America

| | |
|--|------------------|
| Central Depository | \$ 27,669,177.07 |
| Attorney Bond Escrow | 1,797,838.77 |
| Bail Bond Surety | 358,100.00 |
| Credit Card Refund/Adjustment Account | 1,145.00 |
| Payroll | 2,179,435.20 |
| Election | 245,272.51 |
| Jury | 144,973.25 |
| Performing Arts Center Project Disbursement Fund | 148.32 |
| Juvenile Probation Restitution | 13,723.94 |
| CSCD Restitution | 395,716.18 |
| Sheriff Inmate Trust | 299,677.61 |
| County Clerk Registry Non- Interest Account | 2,132,566.16 |
| County Clerk Registry - Interest Account | 18,165,688.20 |
| District Clerk Registry Non Interest Account | 8,845,572.98 |
| District Clerk Registry Interest Account | 14,155,426.39 |
| District Attorney Check Fee Restitution | 102,233.31 |
| District Attorney HOT Check Account | 158,182.41 |

Other

| | |
|-----------------------|---------------|
| ATD Sales Tax Account | 8,991,796.73 |
| TexStar Demand | 42,669,542.21 |
| TexPool Demand | 18,280,202.90 |
| TexPool Babcock Road | 630,854.23 |
| TexStar - TPG | 439,369.99 |

(Continued)

BEXAR COUNTY, TEXAS
SCHEDULE OF BANK ACCOUNT BALANCES
November 30, 2018


Community Venue Accounts

Amegy Bank

| | |
|---------------------------------|---------------|
| Bexar County Hotel Tax | 1,320,319.61 |
| Bexar County Motor Vehicle Tax | 809,557.60 |
| Capital Impvmts Existing | 367,041.59 |
| Capital Impvmts Coverage Excess | 3,749,760.74 |
| BC TE Tax DS | 2,202,448.20 |
| BC MVT DS | 595,798.49 |
| Taxable Debt Service Reserve | 4,390,831.11 |
| License Revenue | 652,572.26 |
| MTV Debt Service Reserve | 4,905,703.15 |
| Tax-Exempt Comb Tax Reserve | 16,117,001.29 |
| Taxable Debt Service | 2,049,057.31 |
| 2010 Sub Lien MVRT DS | 431,878.74 |
| BC 2010 Comb Venue Tax DS | 625,647.96 |
| Prop 4 2013 CVT | 199,047.72 |
| 2013 MVRT D/S | 374,144.61 |
| 2013 CVT D/S | 1,198,305.96 |
| <u>Other</u> | |
| TexStar - Venue | 8,631,107.65 |
| TexPool - Venue | 4,297,431.01 |

\$ 200,594,298.36

Note: This schedule does not include the various bank accounts managed by the Tax Office.



Bexar County

Bexar County Investments
Fund 100 - General Fund - Investment Pool
Investments by Fund
November 30, 2018

| GUSIP | Investment # | Issuer | Purchase Date | Book Value | Par Value | Market Value | Current Rate | YTM 360 | YTM 365 | Maturity Date | Days To Maturity |
|---|--------------|--------------------------|---------------|-----------------------|-----------------------|-----------------------|--------------|--------------|--------------|---------------|------------------|
| Corporate Commercial Paper - Dis | | | | | | | | | | | |
| 09659CTE8 | 11325 | BNP Paribas | 11/30/2018 | 9,847,791.67 | 10,000,000.00 | 9,847,791.67 | 2.810 | 2.884 | 2.924 | 06/14/2019 | 195 |
| 46640QNN7 | 11253 | JP Morgan Chase | 07/24/2018 | 9,964,611.11 | 10,000,000.00 | 9,964,611.11 | 2.450 | 2.480 | 2.515 | 01/22/2019 | 52 |
| 46640QP47 | 11256 | JP Morgan Chase | 07/31/2018 | 9,955,763.89 | 10,000,000.00 | 9,955,763.89 | 2.450 | 2.535 | 2.570 | 02/04/2019 | 65 |
| 46640QRS2 | 11280 | JP Morgan Chase | 09/07/2018 | 9,896,988.89 | 10,000,000.00 | 9,896,988.89 | 2.540 | 2.801 | 2.837 | 04/26/2019 | 148 |
| 46640QSU6 | 11281 | JP Morgan Chase | 09/07/2018 | 9,871,938.89 | 10,000,000.00 | 9,871,938.89 | 2.590 | 2.660 | 2.697 | 05/28/2019 | 178 |
| 46640QRS2 | 11284 | JP Morgan Chase | 09/07/2018 | 9,896,988.89 | 10,000,000.00 | 9,896,988.89 | 2.540 | 2.601 | 2.637 | 04/26/2019 | 146 |
| 46640QTE1 | 11289 | JP Morgan Chase | 09/19/2018 | 9,857,000.00 | 10,000,000.00 | 9,857,000.00 | 2.640 | 2.713 | 2.751 | 06/14/2019 | 195 |
| 89233HMB7 | 11202 | Toyota Motor Credit Corp | 03/16/2018 | 9,993,472.22 | 10,000,000.00 | 9,993,472.22 | 2.350 | 2.425 | 2.459 | 12/11/2018 | 10 |
| 89233HNN0 | 11222 | Toyota Motor Credit Corp | 04/30/2018 | 2,989,210.00 | 3,000,000.00 | 2,989,210.00 | 2.490 | 2.572 | 2.608 | 01/22/2019 | 52 |
| 89233HQE7 | 11264 | Toyota Motor Credit Corp | 08/21/2018 | 9,930,188.89 | 10,000,000.00 | 9,930,188.89 | 2.440 | 2.523 | 2.558 | 03/14/2019 | 103 |
| 89233HQJ6 | 11288 | Toyota Motor Credit Corp | 09/19/2018 | 9,927,180.56 | 10,000,000.00 | 9,927,180.56 | 2.450 | 2.480 | 2.514 | 03/18/2019 | 107 |
| 89233HUF9 | 11306 | Toyota Motor Credit Corp | 10/19/2018 | 9,827,361.11 | 10,000,000.00 | 9,827,361.11 | 2.750 | 2.834 | 2.873 | 07/15/2019 | 226 |
| Subtotal and Average | | | | 111,958,496.12 | 113,000,000.00 | 111,958,496.12 | | 2.611 | 2.647 | | 126 |

Federal Agency Coupon Securities

| | | | | | | | | | | | |
|-----------------------------|-------|----------------------------|------------|-----------------------|-----------------------|-----------------------|-------|--------------|--------------|------------|------------|
| 3133EJPV5 | 11257 | Federal Farm Credit Bank | 07/31/2018 | 9,981,821.62 | 10,000,000.00 | 9,981,821.62 | 2.540 | 2.645 | 2.682 | 03/23/2020 | 478 |
| 313376BR5 | 11060 | Federal Home Loan Bank | 08/28/2017 | 10,001,454.83 | 10,000,000.00 | 10,001,454.83 | 1.750 | 1.323 | 1.341 | 12/14/2018 | 13 |
| 313379EE5 | 11096 | Federal Home Loan Bank | 11/10/2017 | 9,999,192.36 | 10,000,000.00 | 9,999,192.36 | 1.625 | 1.617 | 1.640 | 06/14/2019 | 195 |
| 3130AAE46 | 11136 | Federal Home Loan Bank | 12/27/2017 | 9,992,923.48 | 10,000,000.00 | 9,992,923.48 | 1.250 | 1.798 | 1.823 | 01/16/2019 | 46 |
| 313378QK0 | 11137 | Federal Home Loan Bank | 12/27/2017 | 4,999,954.99 | 5,000,000.00 | 4,999,954.99 | 1.875 | 1.851 | 1.877 | 03/08/2019 | 97 |
| 3130ACK78 | 11145 | Federal Home Loan Bank | 12/28/2017 | 8,215,814.64 | 8,245,000.00 | 8,215,814.64 | 1.520 | 1.922 | 1.949 | 10/04/2019 | 307 |
| 313378QK0 | 11146 | Federal Home Loan Bank | 12/28/2017 | 5,000,067.67 | 5,000,000.00 | 5,000,067.67 | 1.875 | 1.843 | 1.869 | 03/08/2019 | 97 |
| 3133782M2 | 11162 | Federal Home Loan Bank | 01/22/2018 | 9,987,982.51 | 10,000,000.00 | 9,987,982.51 | 1.500 | 1.925 | 1.952 | 03/08/2019 | 97 |
| 3130AAE46 | 11194 | Federal Home Loan Bank | 02/28/2018 | 9,989,917.45 | 10,000,000.00 | 9,989,917.45 | 1.250 | 2.039 | 2.067 | 01/16/2019 | 46 |
| 3137EAEB1 | 11140 | Federal Home Loan Bank | 12/27/2017 | 9,935,129.54 | 10,000,000.00 | 9,935,129.54 | 0.875 | 1.893 | 1.919 | 07/19/2019 | 230 |
| 3137EAD29 | 11173 | Federal Home Loan Mfg Corp | 01/31/2018 | 9,968,476.04 | 10,000,000.00 | 9,968,476.04 | 1.125 | 1.958 | 1.985 | 04/15/2019 | 135 |
| 3137EAEJ4 | 11188 | Federal Home Loan Mfg Corp | 02/22/2018 | 9,868,610.67 | 10,000,000.00 | 9,868,610.67 | 1.625 | 2.337 | 2.370 | 09/29/2020 | 668 |
| 3135G0T29 | 11163 | Federal National Mtg Assn | 01/22/2018 | 9,928,870.24 | 10,000,000.00 | 9,928,870.24 | 1.500 | 2.059 | 2.088 | 02/28/2020 | 454 |
| 3135G0ZA44 | 11203 | Federal National Mtg Assn | 03/16/2018 | 9,994,261.26 | 10,000,000.00 | 9,994,261.26 | 1.875 | 2.113 | 2.143 | 02/19/2019 | 80 |
| Subtotal and Average | | | | 127,864,477.30 | 128,245,000.00 | 127,864,477.30 | | 1.960 | 1.988 | | 217 |

Portfolio POOL

AP

FI (PRF FI) 7.1 :

Report Ver 7.3.3

Fund 100 - General Fund - Investment Pool
Investments by Fund
November 30, 2018

| CUSIP | Investment # | Issuer | Purchase Date | Book Value | Par Value | Market Value | Current Rate | YTM 360 | YTM 365 | Maturity Date | Days To Maturity |
|--|--------------|----------------------------|---------------|-----------------------------|-----------------------|-----------------------|--------------|--------------|--------------|---------------|------------------|
| Federal Agency Disc. - Amortizing | | | | | | | | | | | |
| 313397528 | 11213 | Federal Home Loan Mtg Corp | 04/05/2018 | 9,997,472.22 | 10,000,000.00 | 9,997,472.22 | 1.820 | 1.863 | 1.889 | 12/06/2018 | 5 |
| | | | | Subtotal and Average | 10,000,000.00 | 9,997,472.22 | | 1.864 | 1.890 | | 5 |
| Treasury Coupon Securities | | | | | | | | | | | |
| 912828N63 | 11116 | U.S. Treasury | 11/30/2017 | 9,993,328.01 | 10,000,000.00 | 9,993,328.01 | 1.125 | 1.650 | 1.673 | 01/15/2019 | 45 |
| 912828P53 | 11117 | U.S. Treasury | 11/30/2017 | 9,980,588.94 | 10,000,000.00 | 9,980,588.94 | 0.750 | 1.673 | 1.696 | 02/15/2019 | 76 |
| 912828P95 | 11118 | U.S. Treasury | 11/30/2017 | 9,980,033.25 | 10,000,000.00 | 9,980,033.25 | 1.000 | 1.686 | 1.709 | 03/15/2019 | 104 |
| 912828N22 | 11130 | U.S. Treasury | 12/26/2017 | 9,997,976.25 | 10,000,000.00 | 9,997,976.25 | 1.250 | 1.759 | 1.784 | 12/15/2018 | 14 |
| 912828Q52 | 11131 | U.S. Treasury | 12/26/2017 | 9,964,473.68 | 10,000,000.00 | 9,964,473.68 | 0.875 | 1.825 | 1.850 | 04/15/2019 | 135 |
| 912828Q52 | 11138 | U.S. Treasury | 12/27/2017 | 4,981,921.23 | 5,000,000.00 | 4,981,921.23 | 0.875 | 1.842 | 1.868 | 04/15/2019 | 135 |
| 912828R85 | 11139 | U.S. Treasury | 12/27/2017 | 9,947,479.56 | 10,000,000.00 | 9,947,479.56 | 0.875 | 1.844 | 1.870 | 06/15/2019 | 196 |
| 912828N22 | 11144 | U.S. Treasury | 12/28/2017 | 7,998,359.38 | 8,000,000.00 | 7,998,359.38 | 1.250 | 1.767 | 1.791 | 12/15/2018 | 14 |
| 912828SD3 | 11153 | U.S. Treasury | 01/11/2018 | 9,990,097.40 | 10,000,000.00 | 9,990,097.40 | 1.250 | 1.825 | 1.851 | 01/31/2019 | 61 |
| 912828R44 | 11165 | U.S. Treasury | 02/09/2018 | 9,947,316.58 | 10,000,000.00 | 9,947,316.58 | 0.875 | 2.030 | 2.059 | 05/15/2019 | 165 |
| 912828A00 | 11295 | U.S. Treasury | 09/28/2018 | 9,956,985.86 | 10,000,000.00 | 9,956,985.86 | 2.500 | 2.756 | 2.794 | 05/31/2020 | 547 |
| 912828U73 | 11322 | U.S. Treasury | 11/29/2018 | 4,929,688.02 | 5,000,000.00 | 4,929,688.02 | 1.375 | 2.720 | 2.758 | 12/15/2019 | 379 |
| 912828U73 | 11323 | U.S. Treasury | 11/29/2018 | 9,859,336.04 | 10,000,000.00 | 9,859,336.04 | 1.375 | 2.720 | 2.758 | 12/15/2019 | 379 |
| | | | | Subtotal and Average | 117,527,564.20 | 117,527,564.20 | | 1.988 | 2.015 | | 168 |

Federal Agency Callables

| | | | | | | | | | | | |
|-----------|-------|----------------------------|------------|---------------|---------------|---------------|-------|-------|-------|------------|-------|
| 3133EFC70 | 11154 | Federal Farm Credit Bank | 01/11/2018 | 9,932,850.62 | 10,000,000.00 | 9,982,850.62 | 1.120 | 1.903 | 1.929 | 02/22/2019 | 83 |
| 3130ABEH5 | 11043 | Federal Home Loan Bank | 07/25/2017 | 4,999,696.34 | 5,000,000.00 | 4,999,696.34 | 1.375 | 1.381 | 1.400 | 02/28/2019 | 89 |
| 3130ABWK8 | 11059 | Federal Home Loan Bank | 08/22/2017 | 10,000,000.00 | 10,000,000.00 | 10,000,000.00 | 1.500 | 1.479 | 1.500 | 08/22/2019 | 264 |
| 3130AFC54 | 11308 | Federal Home Loan Bank | 10/30/2018 | 10,000,000.00 | 10,000,000.00 | 10,000,000.00 | 3.250 | 3.205 | 3.249 | 11/08/2021 | 1,073 |
| 3130AF5G8 | 11310 | Federal Home Loan Bank | 10/31/2018 | 8,322,607.88 | 8,325,000.00 | 8,322,607.88 | 3.000 | 2.974 | 3.015 | 10/22/2020 | 691 |
| 3130AFB71 | 11313 | Federal Home Loan Bank | 11/08/2018 | 14,992,015.76 | 15,000,000.00 | 14,992,015.76 | 3.050 | 3.036 | 3.078 | 11/02/2020 | 702 |
| 3134GAU28 | 10928 | Federal Home Loan Mtg Corp | 01/31/2017 | 3,499,678.71 | 3,500,000.00 | 3,499,678.71 | 1.500 | 1.493 | 1.514 | 07/26/2019 | 237 |
| 3134GAU28 | 10929 | Federal Home Loan Mtg Corp | 01/31/2017 | 6,499,318.08 | 6,500,000.00 | 6,499,318.08 | 1.500 | 1.495 | 1.516 | 07/26/2019 | 237 |
| 3134GBET5 | 11069 | Federal Home Loan Mtg Corp | 09/08/2017 | 15,003,370.33 | 15,000,000.00 | 15,003,370.33 | 1.800 | 1.758 | 1.782 | 04/13/2020 | 499 |
| 3134GBW40 | 11089 | Federal Home Loan Mtg Corp | 11/27/2017 | 9,998,763.89 | 10,000,000.00 | 9,998,763.89 | 1.750 | 1.738 | 1.762 | 11/27/2019 | 361 |
| 3134G9NB9 | 11120 | Federal Home Loan Mtg Corp | 12/07/2017 | 9,972,425.05 | 10,000,000.00 | 9,972,425.05 | 1.230 | 1.789 | 1.813 | 05/24/2019 | 174 |
| 3134GSFW0 | 11189 | Federal Home Loan Mtg Corp | 03/05/2018 | 10,000,000.00 | 10,000,000.00 | 10,000,000.00 | 2.625 | 2.589 | 2.625 | 03/05/2021 | 825 |

Portfolio POOL


AP

F1 (PRF F1) 7.1.1

Report Ver 7.3.3

Fund 100 - General Fund - Investment Pool
Investments by Fund
November 30, 2018

| CUSIP | Investment # | Issuer | Purchase Date | Book Value | Par Value | Market Value | Current Rate | YTM 360 | YTM 365 | Maturity Date | Days To Maturity |
|---|--------------|-------------------------------|---------------|-----------------------|-----------------------|-----------------------|--------------|--------------|--------------|---------------|------------------|
| Federal Agency Callables | | | | | | | | | | | |
| 3134GBG30 | 11210 | Federal Home Loan Mtg Corp | 04/02/2018 | 9,936,152.52 | 10,000,000.00 | 9,936,152.52 | 1.500 | 2.262 | 2.294 | 09/27/2019 | 300 |
| 3136G4K05 | 11068 | Federal National Mtg Assn | 09/08/2017 | 10,007,173.14 | 10,000,000.00 | 10,007,173.14 | 1.650 | 1.562 | 1.594 | 01/17/2020 | 412 |
| 3136G1LD9 | 11143 | Federal National Mtg Assn | 12/28/2017 | 1,999,095.45 | 2,000,000.00 | 1,999,095.45 | 1.000 | 1.843 | 1.868 | 12/20/2018 | 19 |
| 3136G4TMS | 11311 | Federal National Mtg Assn | 10/31/2018 | 9,963,574.50 | 10,000,000.00 | 9,963,574.50 | 3.000 | 3.092 | 3.135 | 09/28/2021 | 1,032 |
| Subtotal and Average | | | | 145,176,722.27 | 145,325,000.00 | 145,176,722.27 | | 2.191 | 2.222 | | 494 |
| Muni CP Interest Bearing act-act | | | | | | | | | | | |
| 05249HDO2 | 11296 | City of Austin | 10/03/2018 | 10,000,000.00 | 10,000,000.00 | 10,000,000.00 | 2.380 | 2.347 | 2.380 | 01/03/2019 | 33 |
| 05249HDS8 | 11299 | City of Austin | 10/16/2018 | 7,800,000.00 | 7,800,000.00 | 7,800,000.00 | 2.340 | 2.307 | 2.340 | 12/12/2018 | 11 |
| 05249HDR0-A | 11300 | City of Austin | 10/16/2018 | 10,000,000.00 | 10,000,000.00 | 10,000,000.00 | 2.420 | 2.386 | 2.420 | 01/15/2019 | 45 |
| 88211LCE1 | 11298 | Texas A&M University | 10/10/2018 | 7,500,000.00 | 7,500,000.00 | 7,500,000.00 | 2.350 | 2.317 | 2.350 | 02/06/2019 | 67 |
| 91514BFH1 | 11258 | University of Texas System | 08/03/2018 | 10,000,000.00 | 10,000,000.00 | 10,000,000.00 | 2.310 | 2.310 | 2.342 | 12/21/2018 | 20 |
| 91514BFP3 | 11282 | University of Texas System | 09/07/2018 | 10,000,000.00 | 10,000,000.00 | 10,000,000.00 | 2.350 | 2.349 | 2.392 | 03/12/2019 | 101 |
| 91514BFV0-A | 11305 | University of Texas System | 10/17/2018 | 5,000,000.00 | 5,000,000.00 | 5,000,000.00 | 2.550 | 2.549 | 2.585 | 04/15/2019 | 135 |
| 91510PZW9 | 11252 | University of Texas Perm Fund | 07/24/2018 | 5,000,000.00 | 5,000,000.00 | 5,000,000.00 | 2.330 | 2.329 | 2.362 | 12/10/2018 | 9 |
| Subtotal and Average | | | | 65,300,000.00 | 65,300,000.00 | 65,300,000.00 | | 2.354 | 2.387 | | 50 |
| Municipal CP | | | | | | | | | | | |
| 74081KN81 | 11261 | Harvard University | 08/08/2018 | 10,682,641.90 | 10,710,000.00 | 10,682,641.90 | 2.420 | 2.479 | 2.513 | 01/08/2019 | 38 |
| 74081KOE5 | 11314 | Harvard University | 11/14/2018 | 10,301,893.38 | 10,380,000.00 | 10,301,893.38 | 2.630 | 2.690 | 2.727 | 03/14/2019 | 103 |
| 74081KQM7 | 11320 | Harvard University | 11/26/2018 | 9,918,416.66 | 10,000,000.00 | 9,918,416.66 | 2.670 | 2.730 | 2.768 | 03/21/2019 | 110 |
| 98459SNF1 | 11301 | Yale University | 10/16/2018 | 14,955,375.00 | 15,000,000.00 | 14,955,375.00 | 2.380 | 2.427 | 2.461 | 01/15/2019 | 45 |
| Subtotal and Average | | | | 45,858,326.94 | 46,090,000.00 | 45,858,326.94 | | 2.564 | 2.600 | | 70 |
| Municipal Bonds | | | | | | | | | | | |
| 88213A1Y2 | 11251 | Texas A&M University | 07/23/2018 | 5,475,021.74 | 5,575,000.00 | 5,475,021.74 | 2.052 | 2.777 | 2.816 | 05/15/2021 | 895 |
| Subtotal and Average | | | | 5,475,021.74 | 5,575,000.00 | 5,475,021.74 | | 2.777 | 2.816 | | 896 |



Bexar County

**Bexar County Investments
Fund 507 - Venue Fund
Investments by Fund
November 30, 2018**

| CUSIP | Investment # | Issuer | Purchase Date | Book Value | Par Value | Market Value | Current Rate | YTM 360 | YTM 365 | Maturity Date | Days To Maturity | |
|---|--------------|--------------------------|---------------|----------------------|----------------------|----------------------|--------------|--------------|--------------|---------------|------------------|--|
| Corporate Commercial Paper - Dis | | | | | | | | | | | | |
| 46640QN23 | 11245 | JP Morgan Chase | 06/29/2018 | 9,978,222.22 | 10,000,000.00 | 9,978,222.22 | 2.450 | 2.522 | 2.557 | 01/02/2019 | 32 | |
| 46640QRFO | 11307 | JP Morgan Chase | 10/23/2018 | 9,897,625.00 | 10,000,000.00 | 9,897,625.00 | 2.730 | 2.766 | 2.804 | 04/15/2019 | 135 | |
| 46640QSL6 | 11315 | JP Morgan Chase | 11/21/2018 | 9,864,000.00 | 10,000,000.00 | 9,864,000.00 | 2.880 | 2.922 | 2.962 | 05/20/2019 | 170 | |
| 89233HME1 | 11248 | Toyota Motor Credit Corp | 07/13/2018 | 9,991,441.67 | 10,000,000.00 | 9,991,441.67 | 2.370 | 2.394 | 2.427 | 12/14/2018 | 13 | |
| 89233HPD0-A | 11273 | Toyota Motor Credit Corp | 08/22/2018 | 9,951,077.78 | 10,000,000.00 | 9,951,077.78 | 2.380 | 2.407 | 2.441 | 02/13/2019 | 74 | |
| 89233HQJ6 | 11285 | Toyota Motor Credit Corp | 09/18/2018 | 9,927,180.55 | 10,000,000.00 | 9,927,180.55 | 2.450 | 2.480 | 2.515 | 03/18/2019 | 107 | |
| Subtotal and Average | | | | 59,609,547.22 | 60,000,000.00 | 59,609,547.22 | | 2.581 | 2.617 | | 88 | |

Bexar County, Texas
Schedule of Receipts and Disbursements in the period of November 30, 2018

| Fund Name | Cash & Investments Balances November 1, 2018 | Receipts | Disbursements | Cash & Investments Balances November 30, 2018 |
|--|--|-------------------|-------------------|---|
| Governmental Funds | | | | |
| General Fund | | | | |
| General Fund | \$ 66,164,687.19 | \$ 285,112,364.89 | \$ 276,981,419.27 | 74,295,632.81 |
| Debt Service | | | | |
| Debt Service Fund | 96,476,280.05 | 10,080,844.60 | 14,599.76 | 106,542,524.89 |
| Capital Projects | | | | |
| Road & Bridge Fund | (608,659.87) | 3,191,440.29 | 1,155,410.32 | 1,427,370.10 |
| Courthouse Facility Improvement Fund | 2,110,915.41 | 14,800.93 | | 2,125,716.34 |
| Capital Projects | 136,024,854.98 | - | 6,729,002.53 | 129,295,852.45 |
| TXDOT ATD Multi Year Fund | 79,465,181.40 | 3,140,635.70 | 2,411,674.95 | 80,194,142.15 |
| Flood Control Multi Year Fund | 202,948,716.69 | | 519,921.71 | 202,428,794.98 |
| Flood Control Fund | 12,238,271.89 | 175,896.97 | 110,369.04 | 12,303,799.82 |
| Fleet Acquisition Fund | 5,923,514.36 | 30,542.00 | 416,830.00 | 5,537,226.36 |
| Nonmajor Governmental Funds | | | | |
| County Clerk Records Management Fund | 28,428,859.93 | 478,098.75 | 15,868.93 | 28,891,089.75 |
| County Wide Records Management Fund | 158,651.57 | 22,146.22 | | 180,797.79 |
| Courthouse Security Fund | 315,757.10 | 36,540.62 | 99,599.75 | 252,697.97 |
| Justice of Peace Technology Fund | 88,211.54 | 7,601.91 | | 95,813.45 |
| Fire Code Enforcement Fund | 4,792,036.88 | 8,702.60 | 96,251.49 | 4,704,487.99 |
| District Clerk Records Management Fund | 391,659.45 | 6,902.23 | | 398,561.68 |
| Law Library Fund | 305,278.05 | 18,852.26 | 35,256.67 | 288,873.64 |
| County Wide Court Technology Fund | 97,367.02 | 3,273.11 | | 100,640.13 |
| Dispute Resolution Fund | 70,736.51 | 14,149.90 | 59,559.11 | 25,327.30 |
| Justice of Peace Security Fund | 578,339.58 | 4,819.83 | | 583,159.41 |
| Domestic Relations Fund | 144,439.52 | 4,414.04 | 36,242.04 | 112,611.52 |
| Probate Contribution Fund | 217,274.21 | 160,787.13 | 16,500.30 | 361,561.04 |
| Child Abuse Fund | 13,732.83 | 165.69 | | 13,898.52 |
| Drug Court Program Fund | 1,581.76 | 10,175.51 | 18,891.81 | (7,134.54) (B) |
| Family Protection Fee Fund | 135,234.11 | 2,883.23 | 264,000.00 | (125,882.66) (B) |
| District Clerk Records Technology Fund | 118,063.83 | 4,319.96 | 85,265.40 | 37,118.39 |
| Juvenile Case Manager Fund | 10,159.20 | 10,998.93 | | 21,158.13 |
| Probate Guardianship Fund | 192,796.27 | 10,340.50 | 15,322.38 | 187,814.39 |
| Probate Education Fund | 278,622.38 | 1,980.00 | 2,554.76 | 278,047.62 |
| Juvenile Delinquency Prevention Fund | 27,891.23 | 55.89 | | 27,947.12 |
| Technology Services Fund | 3,235,062.91 | 11,925.00 | 40,967.21 | 3,206,020.70 |
| Storm Water Mitigation Fund | 7,095,105.54 | 161,603.88 | 186,087.20 | 7,070,622.22 |
| Chapter 19 Voter Registration Fund | (73,406.57) | | 82,326.23 | (155,732.80) (B) |
| Election Contract Services Fund | 1,278,400.80 | 46,010.96 | 550,169.43 | 774,242.33 |
| Tax Collector's Special Inventory Fund | 12,543.74 | | 1,466.18 | 11,077.56 |
| Boarding Home Facilities Fund | 3,134.00 | 6.00 | | 3,140.00 |
| LEOSE | | | | |
| Fire Marshal Leose Fund | 3,633.01 | 1.00 | | 3,634.01 |
| Sheriff's Leose Fund | 188,579.90 | 30.00 | 8,545.95 | 180,063.95 |
| District Attorney Leose Fund | (308.77) | | 110.00 | (418.77) (B) |
| Constable 1 Leose Fund | 7,030.43 | 1.00 | | 7,031.43 |
| Constable 2 Leose Fund | 13,258.45 | 2.00 | | 13,260.45 |
| Constable 3 Leose Fund | 7,620.43 | 1.00 | | 7,621.43 |
| Constable 4 Leose Fund | 10,218.82 | 2.00 | | 10,220.82 |
| Grants | | | | |
| Grants in Aid Fund | 7,229,483.74 | 241,153.90 | 269,869.95 | 7,200,767.69 |
| Juvenile Probation Commission Fund | 6,275,322.96 | 806,756.20 | 666,974.09 | 6,415,105.07 |
| Home Programs Fund | (135,432.41) | 3,483.36 | 3,737.98 | (135,687.03) (A) |
| CDBG Programs Fund | (523,365.88) | 244,366.29 | 343,232.09 | (622,231.68) (A) |
| JJAEP Fund | 864,555.74 | 45,794.10 | 32,984.28 | 877,365.56 |
| JJAEP Facility Fund | 727,278.18 | 1,259.00 | | 728,537.18 |
| Sheriff's Department Fund Donations | 271,665.88 | 1,764.75 | 28,889.15 | 244,541.48 |
| Office of Attorney General | (16,949.30) | 8,790.70 | 7,859.83 | (16,018.43) (A) |
| Criminal Justice Division | (615,060.89) | 173,980.01 | 211,889.03 | (652,969.91) (A) |
| Department of Justice | (521,054.15) | 179,066.67 | 61,399.18 | (403,386.66) (A) |
| Substance Abuse & Mental Health Service | (369,695.29) | 4,725.00 | 168,321.63 | (533,291.92) (A) |
| Comprehensive Energy Assistance Program Grants | (1,657,024.26) | 1,442,943.00 | 95,948.50 | (310,029.76) (A) |
| Ryan White | (301,925.62) | | | (301,925.62) (A) |
| Homeland Security Fund | 0.05 | | | 0.05 |
| Department of Transportation | (90,288.98) | 90,179.93 | 26,595.89 | (26,704.94) (A) |
| Community Infrastructure Economic Development | (9,230.05) | | 138,750.00 | (147,980.05) (A) |
| Emergency Solutions Grant | (4,188.48) | 118.89 | 2,764.68 | (6,834.27) (A) |

Bexar County, Texas
Schedule of Receipts and Disbursements in the period of November 30, 2018

| Fund Name | Cash & Investments Balances | | | Cash & Investments Balances |
|---|-----------------------------|--------------------------|--------------------------|-----------------------------|
| | November 1, 2018 | Receipts | Disbursements | |
| Nonmajor Governmental Funds (cont'd) | | | | |
| District Attorney Programs | | | | |
| District Attorney Narcotics Fund | \$ 3,730.00 | \$ 1.00 | | \$ 3,731.00 |
| District Attorney Money Laundering Fund | 1,113.10 | | | 1,113.10 |
| District Attorney Gambling Fund | 153,065.74 | 25.00 | | 153,090.74 |
| District Attorney Comptroller Fund | (725.30) | | 4,730.00 | (5,455.30) (B) |
| District Attorney Check Fund | (10,776.32) | 11,505.12 | 10,861.75 | (10,132.95) (B) |
| DA Pretrial Diversion Program | 401,263.16 | 34,031.00 | 33,469.92 | 401,824.24 |
| Asset Forfeitures | | | | |
| District Attorney State Asset Forfeiture | 2,755,423.48 | 28,158.38 | 33,295.88 | 2,750,285.98 |
| District Attorney Fed Asset Forfeiture | 962,836.59 | 156.00 | 16,846.35 | 946,146.24 |
| Sheriff State Asset Forfeiture | 239,164.39 | 25,459.98 | 5,705.00 | 258,919.37 |
| Sheriff Fed Asset Forfeiture | 396,376.52 | 64.00 | 5,000.00 | 391,440.52 |
| Constable 1 State Asset Forfeiture | 1,430.32 | | | 1,430.32 |
| Constable 1 Fed Asset Forfeiture | 41.87 | | | 41.87 |
| Constable 2 State Asset Forfeiture | 2,139.53 | | | 2,139.53 |
| Constable 2 Fed Asset Forfeiture | 14,014.53 | 2.00 | | 14,016.53 |
| Constable 4 State Asset Forfeiture | 13,470.34 | 2.00 | | 13,472.34 |
| Constable 4 Fed Asset Forfeiture | 1,965.27 | | | 1,965.27 |
| Sheriff Chapter 18 State Asset Forfeiture | 33,682.95 | 5.00 | | 33,687.95 |
| Constable 3 State Asset Forfeiture | 6,085.78 | 1.00 | | 6,086.78 |
| Blended Units | | | | |
| Housing Finance Corporation | 1,858,889.12 | 5,720.00 | | 1,864,609.12 |
| Health Facility Corporation | 231,265.27 | 401.00 | | 231,666.27 |
| Industrial Development Corporation | 1,780.97 | 3.00 | | 1,783.97 |
| Total Governmental Funds | 667,081,656.31 | 306,123,232.81 | 292,123,337.60 | 681,081,551.52 |
| Business-Type Activities | | | | |
| Community Venue Fund | 110,263,788.81 | 27,290,037.80 | 24,964,638.17 | 112,589,188.44 |
| Parking Facility Fund | 1,182,438.91 | 96,917.34 | 50,484.94 | 1,228,871.31 |
| Sheriff's Commissary Fund | 1,909,306.83 | 660,221.30 | 669,155.08 | 1,900,373.05 |
| Firing Range Fund | 205,482.33 | 347.00 | 10,937.57 | 194,891.76 |
| Total Business-Type Activities | 113,561,016.88 | 28,047,523.44 | 25,695,215.76 | 115,913,324.56 |
| Internal Service Funds | | | | |
| Fleet Maintenance Fund | 168,910.50 | | 169,349.20 | (438.70) (B) |
| Other Post Employment Benefits Fund | 6,585,369.59 | 255,754.67 | 938,987.55 | 5,902,136.71 |
| Self Insurance Funds | 7,966,196.16 | 4,711,152.46 | 4,506,509.83 | 8,170,838.79 |
| Records Management Fund | 388,525.10 | | 21,587.51 | 366,937.59 |
| Print Shop Fund | 382,617.05 | 662.00 | 138.82 | 383,140.23 |
| Total Internal Service Funds | 15,491,618.40 | 4,967,569.13 | 5,636,572.91 | 14,822,614.62 |
| Agency Funds | | | | |
| Unclaimed Money Fund | 126,289.19 | 219.00 | | 126,508.19 |
| Secondary Recipient Grants Fund | (284,078.24) | | 213,733.24 | (497,811.48) (B) |
| Officer's Special Fund | 20,557,185.22 | 1,122,221.58 | 1,135,743.40 | 20,543,663.40 |
| Clerks' Trust Fund | 42,884,565.73 | 753,115.86 | 2,882,855.80 | 40,754,825.79 |
| Flexible Spending Accounts | 244,865.80 | 106,210.05 | 112,780.94 | 238,294.91 |
| Bail Bondsman Security Fund | 2,145,288.77 | 59,850.00 | 49,200.00 | 2,155,938.77 |
| Community Corrections Fund | 5,952,303.59 | 562,845.88 | 2,274,178.21 | 4,240,971.26 |
| | 71,626,420.06 | 2,604,462.37 | 6,668,491.59 | 67,562,390.84 |
| Total Funds | \$ 867,760,711.65 | \$ 341,742,787.75 | \$ 330,123,617.86 | \$ 879,379,881.54 |

Note 1: The following Agency Funds are not included: Tax Collector's Account Fund and Inmate Banking Fund

Note A: The negative cash balances are the result of timing differences. These funds operate on a reimbursement basis and incur expenses before related revenues are received or cash is transferred.

Note B: The negative cash balances are the result of timing differences.

BEXAR COUNTY, TEXAS
SCHEDULE OF TRANSFERS TO AND FROM EACH FUND
November 30, 2018

| | TRANSFERS IN: | | | | | | | Total |
|------------------------|----------------------|--------------------------|------------------------------|------------------------------|-------------------------------|---------------------------------|----------------------|--------------|
| | <u>General Fund</u> | <u>Debt Service Fund</u> | <u>Special Revenue Funds</u> | <u>Capital Project Funds</u> | <u>Internal Service Funds</u> | <u>Enterprise Service Funds</u> | <u>Total</u> | |
| General Fund | \$ - | \$ - | \$ 3,360,167 | \$ - | \$ 7,661,100 | \$ 175,749 | \$ 11,197,016 | |
| Capital | | | | | | | | |
| Project Funds | - | 10,110,955 | - | 3,788,906 | - | - | \$ 13,899,861 | |
| Enterprise | | | | | | | | |
| Service Funds | - | 450,000 | - | - | - | - | \$ 450,000 | |
| Special | | | | | | | | |
| Revenue Funds | 132,000 | 231,666 | 50,000 | 330,715 | 175,000 | - | \$ 919,381 | |
| Total Transfers | \$ 132,000 | \$ 10,792,621 | \$ 3,410,167 | \$ 4,119,621 | \$ 7,836,100 | \$ 175,749 | \$ 26,466,258 | |

The transfer of \$132,000 from the Family Protection Account to the General Fund is for the re-payment of build out costs associated with the new office space for the Family Justice center in the Federal Reserve Building. The transfer of \$10,110,955 from the TXDOT ATD Fund to the Debt Service fund is to pay debt service on bonds issued to pay for roads. The transfer of \$450,000 from the Enterprise Service Fund to the Debt Service fund is to pay debt service associated with construction of the parking facilities. The transfer of \$231,666 from the Special Revenue Fund to the Debt Service fund is to pay debt service on bonds issued to pay for a new Fire Marshal's Office building. The transfer of \$3,360,167 from General Fund to Special Revenue Funds consists of \$364,071 to the Courthouse Security Fund to sustain the costs of courthouse security personnel, \$262,432 to the Law Library Fund due to declining revenues, \$172,238 to the Domestic Relations Fund to sustain its expenses, \$1,308,806 to the Technology Improvement Fund to cash-fund PC and laptop replacements for the County, \$252,620 to the Grants in Aid Fund to cash match, and \$1,000,000 to the Community Infrastructure Economic Development Fund to assist the County workforce with developing skills for the ever evolving job industry. The transfer of \$50,000 from the County Clerk Records Management Fund to the County Wide Records Management Fund is for the purposes of scanning and destroying records located at the Records Management Center. The transfer of \$4,119,621 to the Capital Project Funds is to support the purchase of new vehicles related to program changes and for the FY2018-19 replacements of County-owned vehicles. The transfer of \$7,661,100 from the General Fund to the Internal Service Funds to sustain and maintain the costs of the Health and Life Fund, Workers Compensation Fund, Fleet Maintenance Fund, OPEB Fund, and Print Shop Fund. The transfer of \$175,000 from the Special Revenue Fund to the Internal Service Fund is to provide space to County Offices and Departments for the storage of records in accordance with the Local Government Records Act of 1989. The transfer of \$175,749 from the General Fund to the Enterprise Service Fund is to sustain the expenses of the Firing Range Fund, since fees have not been approved for the use of this facility to date. The remaining transfers are the result of normal transactions between funds.

**BEXAR COUNTY, TEXAS
LONG TERM DEBT OVERVIEW
GOVERNMENTAL ACTIVITIES SCHEDULE OF OUTSTANDING DEBT
September 30, 2019**

| Refunding Bonds | Original Amount | Interest Rate | Total Outstanding Balances | | |
|---|-------------------------|------------------|----------------------------|-------------------------|-------------------------|
| | | | Principal | Interest | Total Requirements |
| 05/15/09 Limited Tax Gen Obligation Ref Bonds | 14,890,000 | 2.00-3.25 | 295,000 | 9,587 | 304,587 |
| 10/11/11 Limited Tax Gen Obligation Ref Bonds | 17,650,000 | 2.00-5.00 | 9,975,000 | 1,475,750 | 11,450,750 |
| 12/19/13 Limited Tax Gen Obligation Ref Bonds | 18,055,000 | 2.00-5.00 | 11,650,000 | 2,971,250 | 14,621,250 |
| 12/19/13 Unlimited Tax Gen Obligation Ref Bonds | 16,835,000 | 1.75-5.00 | 12,960,000 | 2,709,200 | 15,669,200 |
| 12/19/13 Pass-Through Rev & Ltd Tax Ref Bonds | 13,375,000 | 2.00-5.00 | 6,205,000 | 610,500 | 6,815,500 |
| 12/19/13 Pass-Through Rev & Ltd Tax Ref Bonds | 16,790,000 | 4.00-5.00 | 8,970,000 | 911,750 | 9,881,750 |
| 12/23/14 Unlimited Tax Refunding Bonds | 9,360,000 | 1.50-5.00 | 8,700,000 | 2,598,475 | 11,298,475 |
| 12/30/14 Limited Tax Refunding Bonds | 54,575,000 | 3.00-5.00 | 51,280,000 | 13,542,000 | 64,822,000 |
| 12/30/14 Flood Control Tax Refunding Bonds | 111,810,000 | 4.00-5.00 | 108,245,000 | 63,202,950 | 171,447,950 |
| 7/21/16 Limited Tax Gen Obligation Ref Bonds | 248,415,000 | 3.00-5.00 | 244,165,000 | 114,973,550 | 359,138,550 |
| 7/21/16 Flood Control Gen Obligation Ref Bonds | 101,740,000 | 3.00-5.00 | 101,740,000 | 41,666,650 | 143,406,650 |
| 12/28/17 Limited Tax Ref Bonds | 384,715,000 | 3.00-5.00 | 384,715,000 | 323,017,800 | 707,732,800 |
| 12/28/17 Flood Control Tax Ref Bonds | 28,140,000 | 2.00-4.00 | 28,140,000 | 13,394,800 | 41,534,800 |
| | | Sub-Total | 977,040,000 | 581,084,262 | 1,558,124,262 |
| General Obligation Bonds | | | | | |
| 08/19/10 Limited Tax Bonds | 24,020,000 | 3.00-4.25 | 575,000 | 23,000 | 598,000 |
| 11/29/2017 Pass-Through Rev & Ltd Tax Bonds | 40,840,000 | 4.00-5.00 | 40,840,000 | 32,205,550 | 73,045,550 |
| | | Sub-Total | 41,415,000 | 32,228,550 | 73,643,550 |
| Certificates of Obligation | | | | | |
| 09/03/09 Comb Tax and Rev Certif of Obligation Taxable Series, Build America Bonds | 98,445,000 | 3.00-5.00 | 2,125,000 | 106,250 | 2,231,250 |
| 09/03/09 Comb Flood Tax and Rev Certif of Obligation Taxable Series, Build America Bonds | 50,620,000 | 6.628 | 50,620,000 | 65,673,535 | 116,293,535 |
| 09/03/09 Comb Flood Tax and Rev Certif of Obligation Taxable Series, Build America Bonds | 103,690,000 | 4.00-5.00 | 2,310,000 | 103,950 | 2,413,950 |
| 08/19/10 Comb Tax and Rev Certif of Obligation | 50,620,000 | 6.628 | 50,620,000 | 65,673,535 | 116,293,535 |
| 10/11/11 Comb Tax and Rev Certif of Obligation | 30,325,000 | 5.755 | 30,325,000 | 35,509,213 | 65,834,213 |
| 10/11/11 Comb Tax and Rev Certif of Obligation | 97,455,000 | 3.00-5.00 | 2,860,000 | 143,000 | 3,003,000 |
| 12/29/11 Comb Tax and Rev Certif of Obligation | 59,330,000 | 3.00-5.00 | 810,000 | 32,400 | 842,400 |
| 12/29/11 Comb Flood Tax and Rev Certif of Obligation | 51,295,000 | 3.375-5.00 | 33,155,000 | 17,803,831 | 50,958,831 |
| 02/14/13 Comb Tax and Rev Certif of Obligation | 34,095,000 | 3.25-5.00 | 1,795,000 | 108,400 | 1,903,400 |
| 05/09/13 Comb Tax and Rev Certif of Obligation | 83,955,000 | 3.00-5.00 | 53,070,000 | 37,406,550 | 90,476,550 |
| 08/22/13 Comb Tax and Rev Certif of Obligation | 115,040,000 | 1.00-5.00 | 84,690,000 | 63,632,601 | 148,322,601 |
| 12/30/14 Comb Tax and Rev Certif of Obligation | 331,725,000 | 2.00-5.00 | 19,785,000 | 3,448,000 | 23,233,000 |
| 08/13/15 Pass-Through Rev & Ltd Tax Bonds, Series 2015A | 87,130,000 | 3.00-5.00 | 86,130,000 | 62,825,751 | 148,955,751 |
| 08/13/15 Pass-Through Rev & Ltd Tax Bonds, Series 2015B | 17,405,000 | 2.00-5.00 | 16,315,000 | 11,674,856 | 27,989,856 |
| 08/25/16 Comb Tax and Rev Certif of Obligation | 29,385,000 | 2.00-5.00 | 26,455,000 | 18,360,781 | 44,815,781 |
| 12/20/16 Comb Tax & Rev C.O., Series 2016A | 91,675,000 | 2.00-5.00 | 91,575,000 | 63,128,100 | 154,703,100 |
| 12/20/16 Comb Tax & Rev C.O., Series 2016B | 93,280,000 | 3.00-5.00 | 93,180,000 | 80,429,475 | 173,609,475 |
| | 20,330,000 | 3.00-5.00 | 19,290,000 | 6,947,900 | 26,237,900 |
| | | Sub-Total | 665,110,000 | 533,008,128 | 1,198,118,128 |
| Total Bonds, Certificates of Obligation | \$ 2,670,660,000 | | \$ 1,683,565,000 | \$ 1,146,320,940 | \$ 2,829,885,940 |

**Debt Requirements Overview for
Bonds & Certificates of Obligation**

| | Principal | Interest | Total |
|-----------|----------------------|----------------------|----------------------|
| 2019 | 35,410,000 | 77,324,878 | 112,734,878 |
| 2020 | 39,680,000 | 75,692,667 | 115,372,667 |
| 2021 | 41,915,000 | 73,751,617 | 115,666,617 |
| 2022 | 39,530,000 | 71,706,917 | 111,236,917 |
| 2023-2027 | 254,380,000 | 326,318,028 | 580,698,028 |
| 2028-2032 | 347,775,000 | 258,610,638 | 606,385,638 |
| 2033-2037 | 422,060,000 | 178,658,051 | 600,718,051 |
| 2038-2042 | 391,130,000 | 77,300,344 | 468,430,344 |
| 2043-2045 | 111,685,000 | 6,957,800 | 118,642,800 |
| | 1,683,565,000 | 1,146,320,940 | 2,829,885,940 |

Note: Scheduled Debt Service Payments

Bonds and Certificates of Obligation:

- June 15th of each year principal and interest
- December 15th of each year interest only

| | Total Fiscal Year 2019 Debt Service Payment | | |
|------|---|------------|-------------|
| | Principal | Interest | Total |
| 2019 | 35,410,000 | 77,324,879 | 112,734,879 |

**BEXAR COUNTY, TEXAS
LONG TERM DEBT OVERVIEW
BUSINESS-TYPE ACTIVITIES SCHEDULE OF OUTSTANDING DEBT
September 30, 2019**

| <u>Revenue Bonds</u> | <u>Original Amount</u> | <u>Interest Rate</u> | <u>Total Outstanding Balances</u> | | |
|---|------------------------|----------------------|-----------------------------------|-----------------------|---------------------------|
| | | | <u>Principal</u> | <u>Interest</u> | <u>Total Requirements</u> |
| 09/04/08 Tax-Exempt Venue Proj Bonds (CVT), Series 2008C | 5,525,000 | 3.50-5.00 | 4,400,000 | 2,467,875 | 6,867,875 |
| 09/04/08 Tax-Exempt Venue Proj Bonds (MVRT), Series 2008D | 5,985,000 | 3.50-5.00 | 4,770,000 | 2,674,769 | 7,444,769 |
| 12/17/09 Tax-Exempt Venue Proj Bonds (MVRT), Series 2009 | 27,870,000 | 2.00-5.00 | 25,030,000 | 15,540,575 | 40,570,575 |
| 12/17/09 Tax-Exempt Venue Proj Bonds (CVT), Series 2009 | 23,020,000 | 2.00-5.00 | 20,590,000 | 12,807,350 | 33,397,350 |
| | | Sub-Total | 54,790,000 | 33,490,569 | 88,280,569 |
| Refunding Bonds | | | | | |
| 09/04/08 Tax-Exempt Venue Proj Ref Bonds (CVT), Series 2008A | 42,145,000 | 3.50-5.25 | 37,080,000 | 34,831,588 | 71,911,588 |
| 09/04/08 Taxable Venue Proj Ref Bonds (CVT), Series 2008B | 50,810,000 | 3.77-6.98 | 37,490,000 | 22,195,790 | 59,685,790 |
| 12/14/09 Tax-Exempt Venue Proj Ref Bonds (MVRT), Series 2010 | 27,365,000 | 3.00-5.50 | 25,260,000 | 27,140,150 | 52,400,150 |
| 12/14/09 Tax-Exempt Venue Proj Ref Bonds (CVT), Series 2010 | 39,695,000 | 3.00-5.50 | 36,640,000 | 39,372,988 | 76,012,988 |
| 12/15/12 Tax Exempt Venue Proj Ref Bonds (CVT), Series 2013 | 92,190,000 | 2.00-5.00 | 90,940,000 | 106,209,688 | 197,149,688 |
| 12/15/12 Tax Exempt Venue Proj Ref Bonds (MVRT), Series 2013 | 25,880,000 | 2.00-5.00 | 23,900,000 | 21,468,038 | 45,368,038 |
| 11/18/2015 Tax Exempt Venue Proj Rev Ref Bonds (CVT), Series 2015 | 78,935,000 | 3.00-5.00 | 75,305,000 | 63,027,842 | 138,332,842 |
| | | Sub-Total | 326,615,000 | 314,246,084 | 640,861,084 |
| Total Bonds | \$ 419,420,000 | | \$ 381,405,000 | \$ 347,736,653 | \$ 729,141,653 |

**Debt Requirements Overview for
Venue Project Bonds**

| | <u>Principal</u> | <u>Interest</u> | <u>Total</u> |
|------------------|--------------------|--------------------|--------------------|
| 2019 | 6,585,000 | 18,927,768 | 25,512,768 |
| 2020 | 6,875,000 | 18,620,911 | 25,495,911 |
| 2021 | 7,210,000 | 18,293,465 | 25,503,465 |
| 2022 | 7,535,000 | 17,952,479 | 25,487,479 |
| 2023-2027 | 43,710,000 | 83,653,567 | 127,363,567 |
| 2028-2032 | 56,255,000 | 71,004,487 | 127,259,487 |
| 2033-2037 | 65,700,000 | 55,535,863 | 121,235,863 |
| 2038-2042 | 68,615,000 | 38,765,288 | 107,380,288 |
| 2043-2047 | 78,850,000 | 21,494,000 | 100,344,000 |
| 2048-2051 | 40,070,000 | 3,488,825 | 43,558,825 |
| | 381,405,000 | 347,736,653 | 729,141,653 |

Note: Scheduled Debt Service Payments

Venue Project Bonds

1. February 15th of each year interest only
2. August 15th of each year principal and interest

| | <u>Total Fiscal Year 2019 Debt Service Payment</u> | | |
|-------------|--|-------------------|-------------------|
| 2019 | 6,585,000 | 18,927,768 | 25,512,768 |

BEXAR COUNTY, TEXAS
LONG TERM DEBT OVERVIEW
GOVERNMENTAL ACTIVITIES SCHEDULE OF OUTSTANDING DEBT
September 30, 2019

| <u>Refunding Bonds</u> | <u>2019</u> | | |
|---|----------------------|----------------------|-----------------------|
| | <u>Principal</u> | <u>Interest</u> | <u>Requirements</u> |
| 05/15/09 Limited Tax General Obligation Ref Bonds | 295,000 | 9,587 | 304,587 |
| 10/11/11 Limited Tax General Obligation Ref Bonds | 2,345,000 | 498,750 | 2,843,750 |
| 12/19/13 Limited Tax General Obligation Ref Bonds | 1,190,000 | 569,950 | 1,759,950 |
| 12/19/13 Unlimited Tax General Obligation Ref Bonds | 1,520,000 | 598,350 | 2,118,350 |
| 12/19/13 Pass-Through Rev & Ltd Tax Ref Bonds | 1,975,000 | 290,500 | 2,265,500 |
| 12/19/13 Pass-Through Rev & Ltd Tax Ref Bonds | 2,845,000 | 448,500 | 3,293,500 |
| 12/30/14 Unlimited Tax Refunding Bonds | 670,000 | 413,225 | 1,083,225 |
| 12/30/14 Limited Tax Refunding Bonds | 5,375,000 | 2,564,000 | 7,939,000 |
| 12/30/14 Flood Control Tax Refunding Bonds | 2,760,000 | 5,267,950 | 8,027,950 |
| 07/21/16 Limited Tax General Obligation Ref Bonds | 1,715,000 | 10,049,250 | 11,764,250 |
| 07/21/16 Flood Control General Obligation Ref Bonds | - | 3,891,700 | 3,891,700 |
| 12/28/17 Limited Tax Ref Bonds | 75,000 | 18,228,100 | 18,303,100 |
| 12/28/17 Flood Control Tax Ref Bonds | 25,000 | 1,049,350 | 1,074,350 |
| Sub-Total | 20,790,000 | 43,879,212 | 64,669,212 |
| <u>General Obligation Bonds</u> | | | |
| 08/19/10 Limited Tax Bonds | 575,000 | 23,000 | 598,000 |
| 11/29/2017 Pass-Through Rev & Ltd Tax Bonds | - | 1,982,750 | 1,982,750 |
| Sub-Total | 575,000 | 2,005,750 | 2,580,750 |
| <u>Certificates of Obligation</u> | | | |
| 09/03/09 Comb Tax and Rev Certif of Obligation | 2,125,000 | 106,250 | 2,231,250 |
| 09/03/09 Comb Tax and Rev, Build America Bonds | - | 3,355,094 | 3,355,094 |
| 09/03/09 Comb Flood Tax and Rev Certif of Obligation | 2,310,000 | 103,950 | 2,413,950 |
| 09/03/09 Flood Control Tax and Rev. Build America Bonds | - | 3,355,094 | 3,355,094 |
| 08/19/10 Tax and Rev Certif of Obligations, Build America Bonds | - | 1,745,204 | 1,745,204 |
| 08/19/10 Comb Tax and Rev Certif of Obligation | 2,860,000 | 143,000 | 3,003,000 |
| 10/11/11 Comb Tax and Rev Certif of Obligation | 810,000 | 32,400 | 842,400 |
| 12/29/11 Comb Tax and Rev Certif of Obligation | 600,000 | 1,351,875 | 1,951,875 |
| 12/29/11 Comb Flood Tax and Rev Certif of Obligation | 880,000 | 71,800 | 951,800 |
| 02/14/13 Comb Tax and Rev Certif of Obligation | 750,000 | 2,027,663 | 2,777,663 |
| 05/09/13 Comb Tax and Rev Certif of Obligation | 500,000 | 3,373,100 | 3,873,100 |
| 08/22/13 Comb Tax and Rev Certif of Obligation | 500,000 | 974,250 | 1,474,250 |
| 12/30/14 Comb Tax and Rev Certif of Obligation | 500,000 | 4,276,500 | 4,776,500 |
| 08/13/2015 Pass-Through Rev & Ltd Tax Bonds | 360,000 | 677,219 | 1,037,219 |
| 08/13/2015 Pass-Through Rev & Ltd Tax Bonds | 560,000 | 1,135,644 | 1,695,644 |
| 8/25/2016 Comb Tax and Rev Certif of Obligation | 100,000 | 3,468,450 | 3,568,450 |
| 12/20/16 Comb Tax & Rev C.O., Series 2016A | 100,000 | 4,315,225 | 4,415,225 |
| 12/20/16 Comb Tax & Rev C.O., Series 2016B | 1,090,000 | 927,200 | 2,017,200 |
| Sub-Total | 14,045,000 | 31,439,917 | 45,484,917 |
| Total Bonds, Certificates of Obligation | \$ 35,410,000 | \$ 77,324,879 | \$ 112,734,879 |

**BEXAR COUNTY, TEXAS
LONG TERM DEBT OVERVIEW
BUSINESS-TYPE ACTIVITIES SCHEDULE OF OUTSTANDING DEBT
September 30, 2019**

| <u>Revenue Bonds</u> | <u>2019</u> | | |
|---|---------------------|----------------------|----------------------|
| | <u>Principal</u> | <u>Interest</u> | <u>Requirements</u> |
| 09/04/08 Tax-Exempt Venue Proj Bonds (CVT), Series 2008C | 150,000 | 211,619 | 361,619 |
| 09/04/08 Tax-Exempt Venue Proj Bonds (MVRT), Series 2008D | 165,000 | 229,400 | 394,400 |
| 12/17/09 Tax-Exempt Venue Proj Bonds (MVRT), Series 2009 | 730,000 | 1,201,075 | 1,931,075 |
| 12/17/09 Tax-Exempt Venue Proj Bonds (CVT), Series 2009 | 590,000 | 994,500 | 1,584,500 |
| Sub-Total | <u>1,635,000</u> | <u>2,636,594</u> | <u>4,271,594</u> |
| Refunding Bonds | | | |
| 09/04/08 Tax-Exempt Venue Proj Ref Bonds (CVT), Series 2008A | 620,000 | 1,858,963 | 2,478,963 |
| 09/04/08 Taxable Venue Proj Ref Bonds (CVT), Series 2008B | 1,705,000 | 2,556,724 | 4,261,724 |
| 12/14/09 Tax-Exempt Venue Proj Ref Bonds (MVRT), Series 2010 | 520,000 | 1,931,025 | 2,451,025 |
| 12/14/09 Tax-Exempt Venue Proj Ref Bonds (CVT), Series 2010 | 360,000 | 1,331,250 | 1,691,250 |
| 12/15/12 Tax Exempt Venue Proj Ref Bonds (CVT), Series 2013 | 250,000 | 4,453,249 | 4,703,249 |
| 12/15/12 Tax Exempt Venue Proj Ref Bonds (MVRT), Series 2013 | 425,000 | 1,036,419 | 1,461,419 |
| 11/18/15 Tax Exempt Venue Proj Rev Ref Bonds (CVT), Series 2015 | 1,070,000 | 3,123,544 | 4,193,544 |
| Sub-Total | <u>4,950,000</u> | <u>16,291,174</u> | <u>21,241,174</u> |
| Total Bonds | <u>\$ 6,585,000</u> | <u>\$ 18,927,768</u> | <u>\$ 25,512,768</u> |

BEXAR COUNTY, TEXAS
STATEMENT OF REVENUES & EXPENDITURES & CHANGES IN FUND BALANCE
BUDGET TO ACTUAL
GENERAL FUND (100)
For the Two Months Ending November 30, 2018

| | CURRENT BUDGET | YEAR TO DATE AMOUNT | PERCENT OF CURRENT BUDGET USED |
|--|------------------------------|--------------------------------|---|
| <u>REVENUES</u> | | | |
| AD VALOREM TAXES | \$ 355,468,000 | \$ 48,537,934 | 13.65% |
| OTHER TAXES, LICENSES & PERMITS | 27,428,070 | 310,050 | 1.13% |
| INTERGOVERNMENTAL REVENUES | 20,257,800 | 3,835,794 | 18.93% |
| SERVICE FEES | 28,096,200 | 4,470,809 | 15.91% |
| MOTOR VEHICLE FEES | 5,668,100 | 466,122 | 8.22% |
| COMMISSIONS ON AD VALOREM TAXES | 5,362,508 | 3,689,788 | 68.81% |
| FINES AND FORFEITURES | 9,500,000 | 1,605,975 | 16.91% |
| RENTAL INCOME AND SALES | 756,847 | 89,408 | 11.81% |
| OTHER REVENUE | 8,005,865 | 936,164 | 11.69% |
| INTERFUND TRANSFERS | - | 132,000 | 0.00% |
| TOTAL REVENUES | <u>460,543,390</u> | <u>64,074,044</u> | <u>13.91%</u> |
| <u>EXPENDITURES</u> | | | |
| GENERAL GOVERNMENT | 99,501,385 | 18,156,187 | 18.25% |
| JUDICIAL | 104,842,603 | 17,337,037 | 16.54% |
| PUBLIC SAFETY | 213,963,739 | 38,421,617 | 17.96% |
| EDUCATION AND RECREATION | 7,557,125 | 1,426,022 | 18.87% |
| PUBLIC WORKS | 7,086,561 | 757,789 | 10.69% |
| HEALTH AND PUBLIC WELFARE | 9,628,931 | 950,126 | 9.87% |
| CONTINGENCIES | 21,404,614 | - | 0.00% |
| OTHER FINANCING USES | 11,302,344 | 11,197,016 | 99.07% |
| TOTAL EXPENDITURES | <u>\$ 475,287,302</u> | <u>88,245,795</u> | <u>18.57%</u> |
| REVENUES (LESS THAN) IN EXCESS OF EXPENDITURES | | (24,171,751) | |
| ENCUMBRANCES | | 7,975,225 | |
| FUND BALANCE OCTOBER 1, 2018 | | 91,329,368 | |
| FUND BALANCE END OF PERIOD | | <u>75,132,842</u> | |
| For the Two Months Ending November 30, 2018 | | <u>\$ 75,132,842</u> | |